Community Development Block Grant Program
Consolidated Annual Performance & Evaluation Report (CAPER)
FY 2017/2018

C · D · B · G *signs of progress • signs of success*

December 11, 2018

Contact: Tammy DeGannes-Jackson, Director
City of Harlingen Community Development
502 E. Tyler
Harlingen, Texas 78550
Phone 956-216-5180
Fax: 956-216-5186
Email: tjackson@myharlingen.us

CITY OF HARLINGEN TEXAS

U.S. DEPARTMENT OF HOUSING AND URBAN DEVELOPMENT

EQUAL HOUSING OPPORTUNITY

CR-05 - Goals and Outcomes

Progress the jurisdiction has made in carrying out its strategic plan and its action plan. 91.520(a)

This could be an overview that includes major initiatives and highlights that were proposed and executed throughout the program year.

The CAPER summarizes the progress made in carrying out specific objectives and priorities identified in the 2015-19 Consolidated Plan and Strategy (CPS) and the 2017-18 One Year Action Plan.

The CPS provides an outline of the City of Harlingen's vision for developing viable communities by pursuing the following objectives for low- and moderate-income individuals and families and is defined each year in the One Year Action Plan. The three main objectives were:

Create suitable living environments

Provide decent affordable housing

Create economic opportunities

The primary means to obtain the objectives was by extending and strengthening partnerships among all levels of government and the private sector, including non-profit and for-profit organizations, in creating new housing and community development opportunities. The City of Harlingen aggressively pursued these goals through the projects described in its One-Year Action Plan. The funding of activities undertaken with Community Development Block Grant and HOME funds were directed toward public facilities and improvements, clearance and demolition activities, affordable housing programs, and public service activities, which led to the following outcomes:

Improved availability/accessibility to suitable living environments

Improved sustainability of decent affordable housing

Comparison of the proposed versus actual outcomes for each outcome measure submitted with the consolidated plan and explain, if applicable, why progress was not made toward meeting goals and objectives. 91.520(g)

Categories, priority levels, funding sources and amounts, outcomes/objectives, goal outcome indicators, units of measure, targets, actual outcomes/outputs, and percentage completed for each of the grantee's program year goals.

Goal	Category	Source / Amount	Indicator	Unit of Measure	Expected – Strategic Plan	Actual – Strategic Plan	Percent Complete	Expected – Program Year	Actual – Program Year	Percent Complete
Administration Objective	Administration	CDBG: $ / HOME: $	Other	Other	5	1	20.00%	1	0	0.00%
Demolition of Unsafe Structures Objective	Non-Housing Community Development	CDBG: $	Buildings Demolished	Buildings	12	57	475.00%	29	24	82.76%
Domestic Violence Objective	Non-Homeless Special Needs Non-Housing Community Development	CDBG: $	Public service activities other than Low/Moderate Income Housing Benefit	Persons Assisted	335	572	170.75%	325	213	65.54%
Domestic Violence Objective	Non-Homeless Special Needs Non-Housing Community Development	CDBG: $	Homeless Person Overnight Shelter	Persons Assisted	0	241				

Healthcare Services Objective	Non-Homeless Special Needs Non-Housing Community Development	CDBG: $	Public service activities other than Low/Moderate Income Housing Benefit	Persons Assisted	347	50	14.41%			
Homeowner Rehabilitation Objective	Affordable Housing	CDBG: $ / HOME: $	Homeowner Housing Rehabilitated	Household Housing Unit	35	1	2.86%	3	0	0.00%
Housing Development Objective	Affordable Housing	HOME: $	Public service activities other than Low/Moderate Income Housing Benefit	Persons Assisted	0	29				
Housing Development Objective	Affordable Housing	HOME: $	Homeowner Housing Added	Household Housing Unit	34	6	17.65%	1	0	0.00%
Housing Development Objective	Affordable Housing	HOME: $	Direct Financial Assistance to Homebuyers	Households Assisted	34	10	29.41%	7	10	142.86%
Infrastructure Objective	Non-Housing Community Development	CDBG: $	Public Facility or Infrastructure Activities other than Low/Moderate Income Housing Benefit	Persons Assisted	8812	2755	31.26%	620	0	0.00%

Park and Recreation Facilities Objective	Non-Housing Community Development	CDBG: $	Public Facility or Infrastructure Activities other than Low/Moderate Income Housing Benefit	Persons Assisted	12690	6345	50.00%	0	0	
Park and Recreation Facilities Objective 2	Non-Housing Community Development	CDBG: $	Public Facility or Infrastructure Activities other than Low/Moderate Income Housing Benefit	Persons Assisted	4635	0	0.00%			
Senior Services - Meals Objective	Non-Homeless Special Needs	CDBG: $	Public service activities other than Low/Moderate Income Housing Benefit	Persons Assisted	167	28	16.77%	7	12	171.43%
Youth Services Objective	Non-Homeless Special Needs Non-Housing Community Development	CDBG: $	Public service activities other than Low/Moderate Income Housing Benefit	Persons Assisted	5625	2437	43.32%	1000	661	66.10%
Youth Services Objective 2	Non-Homeless Special Needs Non-Housing Community Development	CDBG: $	Public service activities other than Low/Moderate Income Housing Benefit	Persons Assisted	2325	345	14.84%			

Table 1 - Accomplishments – Program Year & Strategic Plan to Date

Assess how the jurisdiction's use of funds, particularly CDBG, addresses the priorities and specific objectives identified in the plan, giving special attention to the highest priority activities identified.

During FY 2017-2018, the City of Harlingen served a total of 886 through public services; 16 blighted sites were cleared through the removal of 24 structures; 3 homes to be reconstructed are underway; 2 affordable homes were converted to rental units; 10 eligible homebuyers were assisted with down payment and closing costs to purchase a home, and 2 newly constructed homes are available for purchase. Accomplishments that were completed in IDIS during the year which were funded prior to the 2015-2019 CPS are not captured in the reporting. The Buchanan Street Improvement project (that will serve 620 low to moderate income persons) is currently underway and will be completed during the next reporting year. Additional charts and tables are provided to accurately report on accomplishment of goals and objectives during this reporting year.

During FY 2017-2018, all funded projects were deemed "High" priorities. However, no Economic Development projects were completed using HUD resources. Economic Development is addressed using municipal dollars and funds derived from the ½ cent sales tax provided to the Harlingen Economic Development Corporatation.

					CON PLAN GOALS 2015-2019			ACTION PLAN GOALS 2015-2016			ACTION PLAN GOALS 2016-2017			ACTION PLAN GOALS 2017-2018			ACTION PLAN GOALS FOR Prior Years		
Goal	Category	Source / Amount	Indicator	Unit of Measure	Expected – Strategic Plan	Actual – Strategic Plan	Percent Complete	Expected – Program Year	Actual – Program Year	Percent Complete	Expected – Program Year	Actual – Program Year	Percent Complete	Expected - Program Year	Actual – Program Year	Percent Complete	Expected Program Year	Actual – Program Year	Percent Complete
Administration Objective	Administration	CDBG: $ / HOME: $	Other	Other	5	0	0.00%	1	0	0.00%	1	0	0.00%	1	0	0.00%	0	1	0.00%
Demolition of Unsafe Structures Objective	Non-Housing Community Development	CDBG: $	Buildings Demolished	Buildings	12	24	200.00%	12	12	100.00%				29	24	82.76%	15	45	300.00%
Family Crisis Center & CASA Domestic Violence Objective	Non-Homeless Special Needs Non-Housing Community Development	CDBG: $	Public service activities other than Low/Moderate Income Housing Benefit	Persons Assisted	335	572	170.75%	60	137	228.33%	135 155	111 111	82.22% 71.61%	140 155	121 92	86.43% 59.35%			
Domestic Violence Objective	Non-Homeless Special Needs Non-Housing Community Development	CDBG: $	Homeless Person Overnight Shelter	Persons Assisted	0	120	0.00%	0	120			111			121				
Sunshine Haven Healthcare Services Objective	Non-Homeless Special Needs Non-Housing Community Development	CDBG: $	Public service activities other than Low/Moderate Income Housing Benefit	Persons Assisted	347	50	14.41%	67	20	29.85%	23	30	130.43%						
Homeowner Rehabilitation Objective	Affordable Housing	CDBG: $ / HOME: $	Homeowner Housing Rehabilitated	Household Housing Unit	35	1	2.86%	5	1	0.00%	2	1	50.00%	3	0	0.00%	0	3	0.00%
Zetina/Sims	Affordable Housing	CDBG: $ / HOME: $	Homeowner Housing Rehabilitated	Household Housing Unit													2	2	100.00%
Housing Development Objective	Affordable Housing	HOME: $	Homeowner Housing Added	Household Housing Unit	34	16	47.06%	2	0	0.00%	5	0	0.00%	1	0	0.00%	0	2	0.00%
Housing Development Objective	Affordable Housing	HOME: $	Direct Financial Assistance to Homebuyers	Households Assisted	34	0	0.00%	4	0	0.00%	4	6	150.00%	7	10	142.86%	0	0	0.00%
Infrastructure Objective	Non-Housing Community Development	CDBG: $	Public Facility or Infrastructure Activities other than Low/Moderate Income Housing Benefit	Persons Assisted	8812	2775	31.49%	1670	1670	100.00%	1085	1085	100.00%	620	0	0.00%			
Bonham Park and Recreation Facilities Objective	Non-Housing Community Development	CDBG: $	Public Facility or Infrastructure Activities other than Low/Moderate Income Housing Benefit	Persons Assisted	12690	6345	0.00%	6345	6345	100.00%									
Victor Park and Recreation Facilities Objective 2	Non-Housing Community Development	CDBG: $	Public Facility or Infrastructure Activities other than Low/Moderate Income Housing Benefit	Persons Assisted	4635	0	0.00%	4635	0	0.00%	3510	0	0.00%						
Lon C Hill Pool	Non-Housing Community Development	CDBG: $	Public Facility or Infrastructure Activities other than Low/Moderate Income Housing Benefit	Persons Assisted													2280	2280	100.00%
Rangerville Park	Non-Housing Community Development	CDBG: $	Public Facility or Infrastructure Activities other than Low/Moderate Income Housing Benefit	Persons Assisted													3399	3399	100.00%
Windsor Park	Non-Housing Community Development	CDBG: $	Public Facility or Infrastructure Activities other than Low/Moderate Income Housing Benefit	Persons Assisted													3600	3600	100.00%
Amigos Del Valle Senior Services - Meals Objective	Non-Homeless Special Needs	CDBG: $	Public service activities other than Low/Moderate Income Housing Benefit	Persons Assisted	167	28	16.77%	7	9	128.57%	7	7	100.00%	7	12	171.43%	0	0	0.00%
Boys Club Youth Services Objective	Non-Homeless Special Needs Non-Housing Community Development	CDBG: $	Public service activities other than Low/Moderate Income Housing Benefit	Persons Assisted	5625	2437	43.32%	1125	1125	100.00%	1150	651	56.61%	1000	661	66.10%	0	0	0.00%
Girl Scouts Youth Services Objective 2	Non-Homeless Special Needs Non-Housing Community Development	CDBG: $	Public service activities other than Low/Moderate Income Housing Benefit	Persons Assisted	2325	345	14.84%	465	345	74.19%							0	0	0.00%
CDCB	Housing Development Objective Non-Housing Community Development Housing Assistance Fair Housing Outreach and Educatipon	CDBG: $	Public service activities other than Low/Moderate Income Housing Benefit	Persons Assisted	0	29	0.00%	0	0	0.00%	100	29	29.00%				0	0	0.00%

CR-05 Goals and Outcomes 2017-18

CR-10 - Racial and Ethnic composition of families assisted

Describe the families assisted (including the racial and ethnic status of families assisted). 91.520(a)

	CDBG	HOME
White	882	19
Black or African American	4	0
Asian	0	0
American Indian or American Native	0	0
Native Hawaiian or Other Pacific Islander	0	0
Total	**886**	**19**
Hispanic	880	17
Not Hispanic	6	2

Table 2 – Table of assistance to racial and ethnic populations by source of funds

Narrative

The racial and ethnic composition of families assisted table only represents those assisted through subrecipient activities. **CDBG subrecipient activities served a total of 886, with 99.3% of participants being of Hispanic origin**. Refer to IDIS Report PR 23 - CDBG Summary of Accomplishments.

The tally of HOME participants is based on household composition for the 10 units.

CR-15 - Resources and Investments 91.520(a)

Identify the resources made available

Source of Funds	Source	Resources Made Available	Amount Expended During Program Year
CDBG	CDBG	837,917	438,263
HOME	HOME	306,730	332,869
HOPWA	HOPWA		
ESG	ESG		
Other	Other		

Table 3 - Resources Made Available

Narrative

The City of Harlingen expended a total of $438,262.73 in CDBG funds which includes funds drawn with the prior year flag this year. Of the $438,262.73, $161,727.24 was expended from the 2017-18 program year and $376,535.49 was for prior year projects. A total of $59,129.53 was received in revolving loan funds during the year which will be expended in the next report year. Unexpended revolving loan funds from last year in the amount of $2,700.00 was expended this year.

The City of Harlingen generated a total of $25,956.11 (Includes $19,584.43 in recaptured funds for a project not meeting the affordability period) in HOME Program Income during the reporting year of which all was expended during the report year. Unexpended HOME program income from last year (2016-17) in the amount of $96,601.14 was also expended during this report year.

Identify the geographic distribution and location of investments

Target Area	Planned Percentage of Allocation	Actual Percentage of Allocation	Narrative Description
CDBG Eligible Areas	55	55	Areas eligible for CDBG area benefit.
Citywide	45	45	Areas for individual benefit and program administration

Table 4 – Identify the geographic distribution and location of investments

Narrative

The City of Harlingen's Target Area Neighborhood Investment Program is identified as Census Tract 110 however; not all funding is directed only within this area. Although not within a designated area, Harlingen ensures that housing and community development activities are within low and moderate income areas where more than 51% of households are living at or below 80% of the median income.

During the year, funds were used to address the needs identified in the plan through Street and Park Improvements.

Leveraging

Explain how federal funds leveraged additional resources (private, state and local funds), including a description of how matching requirements were satisfied, as well as how any publicly owned land or property located within the jurisdiction that were used to address the needs identified in the plan.

Although no matching is required for the Community Development Block Grant Program, the City and its social service organizations have benefited from contributions from a great variety of organizations and foundations. A few of these organizations/foundations are listed as follows: State of Texas Food Service, Texsyn, Texas AIM, United Way, Corporation for National and Community Service, Victims of Crime Act (VOCA), Crime Victims Compensation (CVC) Program, Juror Donation Program, Valley Baptist Legacy Foundation, Kenedy Memorial Foundation, Sunrise Rotary Club, Bingo Gardens, Texas National Guard, Wells Fargo Bank, Office of Justice Programs (OJP), Texas State Alliance, State of Texas Summer Food Service Program, Project GROW, Mary Kay Foundation, Health and Human Services Commission, OVAG, SAFE Project, and General Fund dollars.

The local financial institutions partnering with the City committed funds for permanent financing of single family homes were Community Development Corporation of Brownsville, Westin Mortgage, Guild Mortgage, LenderOne and AmCap Mortgage. Through leveraging with local financial institutions, $866,021.00 was leveraged in our efforts to provide affordble housing.

The City of Harlingen, through the Harlingen-San Benito Finance Corporation, donated a lot to Habitat for Humanity on which an affordable home shall be constructed. Habitat for Humanity construct an affordable home, and then sell the home to a low to moderate income family. In return for securing funding and material donations to complete the construction of the home, Habitat for Humanity requires that each family provide 300 hours of sweat equity.

The public service and housing agencies funded, submitted leveraging resources of over $1,600,000.00.

Fiscal Year Summary – HOME Match	
1. Excess match from prior Federal fiscal year	0
2. Match contributed during current Federal fiscal year	0
3. Total match available for current Federal fiscal year (Line 1 plus Line 2)	0
4. Match liability for current Federal fiscal year	0
5. Excess match carried over to next Federal fiscal year (Line 3 minus Line 4)	0

Table 5 – Fiscal Year Summary - HOME Match Report

				Match Contribution for the Federal Fiscal Year				
Project No. or Other ID	**Date of Contribution**	**Cash (non-Federal sources)**	**Foregone Taxes, Fees, Charges**	**Appraised Land/Real Property**	**Required Infrastructure**	**Site Preparation, Construction Materials, Donated labor**	**Bond Financing**	**Total Match**

Table 6 – Match Contribution for the Federal Fiscal Year

HOME MBE/WBE report

Program Income – Enter the program amounts for the reporting period				
Balance on hand at begin-ning of reporting period $	**Amount received during reporting period $**	**Total amount expended during reporting period $**	**Amount expended for TBRA $**	**Balance on hand at end of reporting period $**
96,601	25,956	122,557	0	0

Table 7 – Program Income

Minority Business Enterprises and Women Business Enterprises – Indicate the number and dollar value of contracts for HOME projects completed during the reporting period						
	Total	**Minority Business Enterprises**				**White Non-Hispanic**
		Alaskan Native or American Indian	**Asian or Pacific Islander**	**Black Non-Hispanic**	**Hispanic**	
Contracts						
Dollar Amount	438,454	0	0	0	433,254	5,200
Number	10	0	0	0	6	4
Sub-Contracts						
Number	1	0	0	0	0	1
Dollar Amount	77,649	0	0	0	0	77,649

	Total	**Women Business Enterprises**	**Male**
Contracts			
Dollar Amount	331,774	1,500	330,274
Number	6	1	5
Sub-Contracts			
Number	0	0	0
Dollar Amount	0	0	0

Table 8 - Minority Business and Women Business Enterprises

Minority Owners of Rental Property – Indicate the number of HOME assisted rental property owners and the total amount of HOME funds in these rental properties assisted						
	Total	**Minority Property Owners**				**White Non-Hispanic**
		Alaskan Native or American Indian	**Asian or Pacific Islander**	**Black Non-Hispanic**	**Hispanic**	
Number	0	0	0	0	0	0
Dollar Amount	0	0	0	0	0	0

Table 9 – Minority Owners of Rental Property

Relocation and Real Property Acquisition – Indicate the number of persons displaced, the cost of relocation payments, the number of parcels acquired, and the cost of acquisition		
Parcels Acquired	0	0
Businesses Displaced	0	0
Nonprofit Organizations Displaced	0	0
Households Temporarily Relocated, not Displaced	0	0

Households Displaced	**Total**	**Minority Property Enterprises**				**White Non-Hispanic**
		Alaskan Native or American Indian	**Asian or Pacific Islander**	**Black Non-Hispanic**	**Hispanic**	
Number	0	0	0	0	0	0
Cost	0	0	0	0	0	0

Table 10 – Relocation and Real Property Acquisition

CR-20 - Affordable Housing 91.520(b)

Evaluation of the jurisdiction's progress in providing affordable housing, including the number and types of families served, the number of extremely low-income, low-income, moderate-income, and middle-income persons served.

	One-Year Goal	Actual
Number of Homeless households to be provided affordable housing units	0	0
Number of Non-Homeless households to be provided affordable housing units	11	10
Number of Special-Needs households to be provided affordable housing units	0	0
Total	**11**	**10**

Table 11 – Number of Households

	One-Year Goal	Actual
Number of households supported through Rental Assistance	0	0
Number of households supported through The Production of New Units	1	0
Number of households supported through Rehab of Existing Units	3	0
Number of households supported through Acquisition of Existing Units	7	10
Total	**11**	**10**

Table 12 – Number of Households Supported

Discuss the difference between goals and outcomes and problems encountered in meeting these goals.

During this reporting period, the City provided down payment assisitance to 10 first time homebuyers which enabled them to purchase homes in the city limits of Harlingen. Three homeowners have been determined eligible for the housing rehabilitation/reconstruction program. All three homes will be reconstructed due to the estimated cost to rehabilitate. The City's designated CHDO, constructed four homes with HOME funds however, eligible homebuyers have not yet been identified therefore, two of the homes have converted to affordable rental units and applicantions are currently being reviewed. The City of Harlingen has entered into an agreement with Habitat for Humanity, providers of affordable housing, to administer and implement the construction phase of the Housing Rehabilitation/Reconstruction Program to better serve the community.

Discuss how these outcomes will impact future annual action plans.

The City has entered into an agreement to outsource the construction phase of the Housing Rehabilitation/Reconstruction Program. Through outsourcing, the City is confident goals will be exceeded in future years.

The City is providing technical assistance to a local non profit so that they can be designatged as a Community Housing Development Organization (CHDO) status to undertake the affordable housing programs funded by the HOME program. This too will assist in meeting and/or exceeding our housing goals.

Include the number of extremely low-income, low-income, and moderate-income persons served by each activity where information on income by family size is required to determine the eligibility of the activity.

Number of Households Served	CDBG Actual	HOME Actual
Extremely Low-income	0	0
Low-income	0	2
Moderate-income	0	8
Total	**0**	**10**

Table 13 – Number of Households Served

Narrative Information

Of the 10 above, all 10 were provided with homebuyer counseling/education through a public service.

A total of 10 households were provided with direct housing assistance, nine are female headed households; one is male headed; and two have one or more disabled household members.

In total; two households have incomes of below 60% of the AMI; 8 households had incomes between 50 to 80% AMI.

All housing activities are affordable housing as defined in Section 215 of the National Affordable Housing Act.

The average household size for those served is 3 persons per household.

CR-25 - Homeless and Other Special Needs 91.220(d, e); 91.320(d, e); 91.520(c)

Evaluate the jurisdiction's progress in meeting its specific objectives for reducing and ending homelessness through:

Reaching out to homeless persons (especially unsheltered persons) and assessing their individual needs

The City continues to serve as a referral service to agencies funded by ESG and/or CDBG.

Loaves and Fishes of the Rio Grande Valley, Family Crisis Center, and La Posada Providencia engage with homeless individuals on the streets, near bus stations, law enforcement agencies, other non-profits, hospitals, clinics, doctor's offices, immigration offices, urgent care facilities, schools, and businesses. The Family Crisis Center recently hired a Community Educator to inform the public about services available for domestic violence shelter.

In addition to the annual Point-In-Time Count held in January of each year, the needs of homeless individuals and families are evaluated at intake at each service location. Shelter staff meet with every shelter client to develop a plan of action, elements of which may include job search/training, mental health referrals, assistance in obtaining benefits, and help in finding permanent housing solutions. Services at the Family Crisis Center include a 24-hour access shelter for battered women and their children with provisions of clothing, furniture, and household items through the thrift shop run by the Family Crisis Center. Counseling for adults and children is also available. Other services provided include legal advocacy, hospital advocacy, community education, structured education, volunteer programs, as well as Children's Services.

It is important to note that action plans to shorten the period of time that individuals and families experience homelessness will vary substantially, as they are based on individual needs. Basic needs are addressed upon entry, followed by supportive services, job placement, and eventually housing placement. Ongoing case management is imperative to prevent recurrence.

Addressing the emergency shelter and transitional housing needs of homeless persons

The Homeless Coalition's Continuum of Care approach is necessary to develop more effective strategies to address homelessness. The Salvation Army and Loaves & Fishes are the primary sources of shelter and supportive services in Harlingen.

Helping low-income individuals and families avoid becoming homeless, especially extremely low-income individuals and families and those who are: likely to become homeless after being discharged from publicly funded institutions and systems of care (such as health care facilities, mental health facilities, foster care and other youth facilities, and corrections programs and institutions); and, receiving assistance from public or private agencies that address housing, health, social services, employment, education, or youth needs

Although the City of Harlingen is not a recipient of ESG or other McKinney-Vento Homeless Assistance Act Program funds directly, it is committed to ensuring our homeless population does not increase. This is accomplished through programs and activities that aid in the prevention of homelessness or assist homeless individuals and families in their transition to a more stable and suitable living environment.

These include projects funded with Community Development Block Grant (CDBG) and HOME Investment Partnerships Program funds.

Loaves and Fishes of the Rio Grande Valley, Family Crisis Center, and La Posada Center engage with homeless individuals on the streets, near bus stations, law enforcement agencies, other non-profits, hospitals, clinicics, doctor's offices, immigration offices, urgent care facilities, schools, and businesses.

Helping homeless persons (especially chronically homeless individuals and families, families with children, veterans and their families, and unaccompanied youth) make the transition to permanent housing and independent living, including shortening the period of time that individuals and families experience homelessness, facilitating access for homeless individuals and families to affordable housing units, and preventing individuals and families who were recently homeless from becoming homeless again

As previously stated, Harlingen is not a recipient of ESG funds however; general funds are allocated to address the needs of homeless individuals and their families by supporting the operation of our local homeless shelter, Loaves and Fishes of the Rio Grande Valley.

The City also used its CDBG and HOME funds to assist in preventing homelessness by:

Supporting housing rehabilitation programs for extremely low income persons at risk of becoming homeless (usually the elderly and disabled)

Funding social service organizations that provide referral services to local residents

Hosting the Cameron County Homeless Partnership, providing training space to Texas Homeless Network and HUD Training Consultants for homeless training

Supporting applications from local agencies to secure funding

Working on rehabilitation and reconstruction of housing units throughout the City to provide safe, decent, and affordable rental housing for low-income individuals and families, especially victims of domestic violence.

Rising housing costs, high unemployment, low educational attainment, increases in the number of people whose incomes are below the federal poverty level, and steep reductions in public programs are just some of the many factors that contribute to this issue of chronic homelessness. Realizing the detrimental effects homelessness has on the health and wellbeing of its residents, the Cameron County Homeless Partnership continues to meet on a regular basis to update their strategic plan to prevent and eventually end chronic homelessness. Made up of representatives from state and local government entities, public housing agencies, school systems, universities, law enforcement agencies, housing organizations, faith-based organizations, advocacy groups, local businesses, hospitals, medical facilities, as well as homeless service providers, the Partnership continues work on creating a seamless flow of services to homeless individuals and families that will create a “sustainable form of livelihood” that can ensure permanent housing meant for human habitation.

The Cameron County Homeless Partnership works with all agencies in establishing and implementing key strategies to address homelessness.

Additionally, the City of Harlingen has adopted a Discharge Coordination Policy. The mission of this policy is to ensure commitment that all persons released from publicly funded institutions or systems of care are not released into homelessness.

The City of Harlingen continues to work with area agencies to provide mechanisms to link homeless persons with as many mainstream resources as possible prior to discharge.

CR-30 - Public Housing 91.220(h); 91.320(j)

Actions taken to address the needs of public housing

The Harlingen Housing Authority (HHA) administers the Low-Rent Housing and Section 8 Programs, which are instrumental in preventing homelessness among extremely low-income families. At the present time, the HHA provides an estimated 498 public housing units through its Low-Rent Housing Program. An estimated 733 Housing Choice Vouchers (Section 8) are also being utilized in scattered-site housing within the city limits.

The HHA has become a conduit for delivering several types of essential services. The City of Harlingen works collaboratively with the HHA to offer Youth Services to residents. During this report year, the City funded Youth Services of which three Boy's and Girl's Club satellite locations are located within housing developments or adjacent to HHA developments.

Additionally, our HHA coordinates with our HOME Program to provide homeownership opportunities to residents of the Low-Rent Housing Program. Community Development Staff advise and encourage the Housing Authority administrators to refer potential homebuyers to participate in these homeownership activities.

Notices of all Community Development Advisory Board meetings are provided to the HHA to post at all locations.

To assist in 3rd party verifications for youth participating in the Boy's and Girl's Club, the HHA has partnered with us by provided verification of those recieving assistance through their housing programs thereby reducing the time and paperwork required to undertake determining income for the participants. This streamlines the services provided to the youth in our community.

Actions taken to encourage public housing residents to become more involved in management and participate in homeownership

Each of the HHA's public housing developments has a tenant association council through which residents can become involved in the decision making that impacts their public housing units. The HHA facilitates the selection of the councils and encourages residents to participate in council activities and in the general management of their development. The HHA will continue to promote involvement by the council in management of all facilities and will look at forming new partnerships with community agencies to provide services that encourage and assist residents in achieving self-sufficiency.

There has been an increasingly proactive effort to enable residents of the HHA to break the cycle of poverty and move towards self-sufficiency. The role of the HHA continues to evolve into one that addresses the needs of public housing residents in a holistic manner, taking into account their educational, employment, health, and social service needs. The HHA has explored opportunities for

developing its own programs or coordinating services with other providers to meet these needs. In many cases, these essential services are already available in the community and the role of the HHA is to serve as the facilitator and coordinate the delivery of these services to the public housing developments to make them more accessible for residents.

The Housing Authority has developed a program to implement a Housing Choice Voucher Homeownership Program in Harlingen. We are currently working with a family to transition them from a rental to homeownership utilizing the Housing Choice Voucher along with down payment and colosing cost assistance programs.

Actions taken to provide assistance to troubled PHAs

The City of Harlingen is pleased to report that the Harlingen Housing Authority is not designated as "troubled" by HUD, and is designated as a "High Performer". The City is continuing to examine opportunities for leveraging its housing and community development funds with the HHA to provide other public services and to expand homeownership opportunities.

CR-35 - Other Actions 91.220(j)-(k); 91.320(i)-(j)

Actions taken to remove or ameliorate the negative effects of public policies that serve as barriers to affordable housing such as land use controls, tax policies affecting land, zoning ordinances, building codes, fees and charges, growth limitations, and policies affecting the return on residential investment. 91.220 (j); 91.320 (i)

During the most recent Analysis of Impediments to Fair Housing completed in August, 2015, it was noted that minorities were disparately impacted by the cost of housing, household incomes not keeping up with the prices of housing, and additional funding was needed for subsidies to make homeownership attainable. From this, the City has decided to support the increased production of affordable housing by working with our local developers, use its federal funds for subsidies to make homeownership more available, and keep a list of private lenders with affordable financing options. Furthermore, the City will continue to look for new partners in affordable housing development and encourage private sector investment by using federal and local funds as leverage.

Actions taken to address obstacles to meeting underserved needs. 91.220(k); 91.320(j)

The City is working alongside Habitat for Humanity, and the Harlingen Housing Authority to address any obstacles to meet the underserved needs. Additionally, public facilities and improvements were undertaken in low and moderate income residential areas of the City; public services address underserved needs through meal programs for the elderly, recreational and educational programs for our youth, care for the terminally ill, and assistance for abused and neglected children.

Actions taken to reduce lead-based paint hazards. 91.220(k); 91.320(j)

The City recognizes that lead-based paint poses a serious threat to youth, especially children under 6 years of age. The City's commitment with the regulation is reflected in its continued efforts to ensure all of its current construction workers are trained in the acceptable lead-safe work practices.

In recognition of the dangers posed by lead-based paint, the City procures a consultant to test homes and prepare a Lead-Based Paint Risk Assessment for homes that were constructed prior to January 1, 1978, for the presence of lead based paint hazards. The specific homes tested are those that are under consideration for housing rehabilitation assistance under the City's CDBG program. The appropriate interim control or abatement measures are employed if lead hazards are found in the home.

Actions taken to reduce the number of poverty-level families. 91.220(k); 91.320(j)

It is important to recongnize that the City's Anti-Povery Strategy is not simply a housing plan but an economic development plan that attempts to increase income and employment opportunities for low income households. However, housing is a major component of the City's strategy, since a secure and affordable residence allows residents to pursue employment, education, and training opportunities

without having to worry about the threat of homelessness. The implementation of Harlingen's Anti-Poverty Strategy is a cooperative effort among a variety of City agencies, including the Community Development Department, Harlingen Housing Authority, Habitat for Humanity and the Community Development Corporation of Brownsville, playing significant roles.

The changing and expanding local economy has led to a growth in the number of low- as well as high-paying jobs. Central to any strategy to combat poverty within the City must be the creation of secure and well-paying jobs. This is currently being accomplished with the considerable efforts of the Harlingen Chamber of Commerce, Harlingen Hispanic Chamber of Commerce, and the Economic Development Corporation to expand economic opportunities for local residents. Efforts continue to be made to create an environment attractive to new businesses and supportive of the growth of existing businesses.

The City of Harlingen continues to support the efforts undertaken by Workforce Solutions, the contractor for the Jobs Training Partnership Act programs. This organization currently operates a successful on-the-job training program for both adults and youth. The creation of decent jobs is important to community residents; therefore, the City will continue to support economic development proposals that create jobs for the community.

CDBG funds are used for a variety of activities, including improving the City's infrastructure (streets, parks, and drainage) and rehabilitating/reconstructing owner-occupied housing for low-income elderly and/or disabled households. The City continues to provide CDBG funds to support an extensive range of services to individuals and families in need, including housing rehabilitation activities. The City's zero to 2% interest loan and deferred loan programs allowed low and moderate-income residents to live in standard housing and provide them with a feeling of empowerment through their continued homeownership. The Housing Rehabilitation/Reconstruction Program provides deferred grants instead of loans to further assist homeowners that are elderly and extremely low income.

HOME funds received by Harlingen were used in conjunction with CDBG funding (program income) to develop new affordable housing opportunities. The HOME Program continued to help individuals and families obtain the American Dream of Homeownership, with a down-payment assistance program and new construction program. However, we understand that not everyone is able to live in owner-occupied single-family housing.

Actions taken to develop institutional structure. 91.220(k); 91.320(j)

The City of Harlingen's Community Development Department is responsible for oversight of housing and community development funds received from the U.S. Department of Housing and Urban Development (HUD). The Community Development Department has the primary responsibility for all functions associated with the City's One Year Action Plan, including the development, implementation, monitoring, and reporting of activities.

In this capacity, the Community Development Department provides considerable insight and expertise

gathered through daily interactions with individual citizens, community and neighborhood organizations, non-profit housing and public service agencies, and the financial industry. In addition, the Community Development Department gathers annual data from citizens, neighborhood meetings, and public hearings for which it is responsible for organizing to encourage ongoing public comments. This input is factored into its analysis, which establishes priorities for local housing and community development needs. All programs supported by the Community Development Department benefit low- and moderate-income residents.

The CDBG and HOME programs provide the City of Harlingen with the opportunity to develop viable communities by funding activities that provide decent housing, a suitable living environment, and by expanding economic opportunities. Funds are awarded to carry out a wide range of community development activities.

While federal legislation and regulations have established rules that all federally funded activities must meet, the City of Harlingen has developed its own funding policy and priorities to meet the needs of the community.

In addition, the City Commission has appointed an 11 member advisory board to review applications for funding from nonprofit organizations and City departments. The advisory board holds several public hearings and visits with applicants prior to presenting a recommendation to City Commission.

Actions taken to enhance coordination between public and private housing and social service agencies. 91.220(k); 91.320(j)

The City of Harlingen works with a variety of organizations involved in the delivery of housing, homeless, non-homeless special needs, and community development activities; including many of the public agencies and community organizations consulted during the development of the One-Year Action Plan and the CPS. These include Public Housing Authorities (PHAs), designated Community Housing Development Organizations (CHDOs), and community organizations whose fields of interest and service include but are not limited to: social services, youth services, elderly services, disability services, HIV/AIDS services, abused children's services, health services, homeless services, and domestic violence assistance.

The strength of the City's institutional structure is derived from the variety of public agencies and community organizations in the area that are working diligently toward one common goal: to provide affordable housing, supportive services, and community development assistance to benefit low- and moderate-income individuals and families. Local agencies, community-based organizations, and social service providers must coordinate their activities in response to the region's urgent needs. Each stakeholder in the delivery system contributes valuable resources and expertise.

Identify actions taken to overcome the effects of any impediments identified in the jurisdictions analysis of impediments to fair housing choice. 91.520(a)

During 2015, the City of Harlingen joined by the cities of Brownsville and San Benito conducted a comprehensive Analysis of Impediments to Fair Housing. To overcome the impediments to fair housing found in the City's most recent analysis, the City has decided to further support the increased production of affordable housing by working with our local developers, use its federal funds for subsidies to make homeownership more available, and keep a list of private lenders with affordable financing options. Furthermore, the City will continue to look for new partners in affordable housing development and encourage private sector investment by using federal and local funds as leverage.

Additionally, the City continues to address these issues through its Housing Rehabilitation/Reconstruction program as each applicant is given an overview of the traditional application process during the application interview. Among some of the items discussed are: contract terms and conditions, required documentation, capacity for repayment, processing and applicable fees (attorney's fees, filing fees, etc.). The City continues to provide funding to assist qualified families with down payment and closing costs. Families/individuals are required to take a homeownership certification class which will educate them in all aspects of becoming a homebuyer.

Community Development Department staff and local non-profit housing organizations continue to work with local financial institutions and other housing providers to investigate, design, and develop programs to help the low and moderate income population to obtain safe, decent, and affordable housing regardless of race, color, religion, sex, familial status, disability, and national origin.

The City participates in Fair Housing Month by proclaiming such annually and publishes notices of public hearings in a newspaper of general circulation. All public hearing locations are wheelchair accessible and accessible parking spaces are available.

To date, the City has not received any complaints or comments regarding funding, Fair Housing choice or impediments to Fair Housing. In addition, there have been no cases identified in Harlingen, where the Secretary of Housing has issued a charge or a finding of discrimination relating to Fair Housing complaints or compliance reviews.

CR-40 - Monitoring 91.220 and 91.230

Describe the standards and procedures used to monitor activities carried out in furtherance of the plan and used to ensure long-term compliance with requirements of the programs involved, including minority business outreach and the comprehensive planning requirements

We have adopted the policy that if it touches the federal funds, monitoring will be undertaken. Monitoring is an ongoing process involving continuous communication and evaluation with frequent telephone contacts, written communication, periodic meetings, as well as program and project evaluations. The purpose of the monitoring is to determine compliance with the executed agreements, including HUD, other Federal, State or local codes or statutes. The goal of monitoring is to identify deficiencies and promote corrective action in order to improve and reinforce subrecipient performance.

Staff reviews the project file and associated documentation to determine the project's progress and adherence with the proper regulations. Desk reviews and on-site review of the project is undertaken. Pre- and post-interviews are also conducted to inform the subrecipient of the monitoring goals and purpose; and to articulate any areas of concern prior to dissemination of the formal written report as well as to acknowledge areas of good performance. The formal written report is routed to the Community Development Director for review and consent prior to distribution. A copy of the report is then mailed to the appropriate parties. Typically, the City allows a 30-day response timeframe for each report. The City also monitors the day to day operations of assigned projects continuously through frequent telephone contacts, written correspondence, meetings, and monthly progress report reviews. Internal administrative systems are reviewed on an annual basis by City management staff to determine their level of effectiveness and to identify any inherent systemic deficiencies that may require attention. Monitoring reviews conducted monthly on public services activities allowed for immediate correction of any possible findings, or concerns. Additionally, staff provided oversight and technical guidance to the Community Development Corporation of Brownsville, the City's designated Community Housing Development Organization, on a continual basis.

Monitoring of construction projects includes assessing compliance with additional requirements. Specifically, Davis-Bacon requirements and procurement procedures are reviewed. Testing by an independent contractor may be used to ensure the contractor is following specifications.

To monitor its own compliance, CD staff:

- Composed the Consolidated Annual Performance and Evaluation Report (CAPER) to note accomplishments;
- Provided HUD officials with documents to fulfill their monitoring requirements;
- Provided financial and performance reports to City management, the Community Development Advisory Board and City Commission
- Utilized the City's Finance Department to review expenditures and maintain records;

- Utilized the City's Purchasing policy to solicit bids and acquire services;
- Conducted desk monitoring of all public service projects; and
- Is being reviewed as part of the City's overall audit compliance

Citizen Participation Plan 91.105(d); 91.115(d)

Describe the efforts to provide citizens with reasonable notice and an opportunity to comment on performance reports.

The City's Community Development Advisory Committee (CDAB) is key to its citizen participation process. The CDAB is appointed by the City Commission and Mayor to represent residents from the various parts of the community. The CDAB reviews the needs identified by City departments, public service agencies, and citizens in order to provide recommendations on CDBG funding to the City Commission. After a thorough discussion regarding the needs of the City, the CDAB identifies the priorities of the City.

A notice was published in the Valley Morning Star, our newspaper of general circulation, on November 23, 2018, giving notice of the public hearing regarding the CAPER on December 5th, 2018, scheduled before the Mayor and City Commission. Draft copies of the Consolidated Annual Performance and Evaluation Report (CAPER) were available to the public during the 15-day comment period at the Public Library and the Community Development Department office, in addition to being available on line. The comment period was through December 10, 2018, exceeding the minimum 15 days. Attachment 4 consists of the Notice to Public and Publisher's Affidavit. Of note, the location of all meeting announcements and public hearing locations are handicapped accessible.

The public comments received during the comment period are provided as Attachment 5. There were a total of 41 written comments submitted to the Community Development office. All comments were positive in nature and did not require a response. One Public Service Agency (Court Appointed Special Advocates - CASA) was present during the Public Hearing on December 5th and offered positive feedback regarding the funding they received and the beneficiaries that it served. The City Commissioners thanked CASA's Representative for her public comments and for the service that they provide to our community.

CR-45 - CDBG 91.520(c)

Specify the nature of, and reasons for, any changes in the jurisdiction's program objectives and indications of how the jurisdiction would change its programs as a result of its experiences.

Due to a reduction in staff and federal funding, the City is continually doing more with less; less resources and less staffing while maintaining valuable and needed services to our low income community. To continue to meet the needs of the community, the City solicited proposals for the administration of the Housing Rehabiliation/Reconstruction Program in an effort to best utilize funding and resources. Habitat for Humanity will perform the inspection services related to the Housing Rehabilitation/Reconstruction Program and allow us to provide the much needed housing program and expend funding allocated to the program.

Does this Jurisdiction have any open Brownfields Economic Development Initiative (BEDI) grants?

No

[BEDI grantees] Describe accomplishments and program outcomes during the last year.

CR-50 - HOME 91.520(d)

Include the results of on-site inspections of affordable rental housing assisted under the program to determine compliance with housing codes and other applicable regulations

Please list those projects that should have been inspected on-site this program year based upon the schedule in §92.504(d). Indicate which of these were inspected and a summary of issues that were detected during the inspection. For those that were not inspected, please indicate the reason and how you will remedy the situation.

During this report year, the City performed on site inspections for all 5 property locations that contain HOME Rental units. Althought the physical site inspections ultimately passed, staff continues to work with Harlingen Community Development Corporation, the owner of the properties, to achieve compliance in all aspects of the HOME Rental Program.

IDIS#	Location	Type	Inspection Date	Result
405	Jackson Street Apartments	New Construction	July, 2018	Passed
406	121 N. 7th Street	New Construction	July, 2018	Passed
525	1022 W. Madison	Rehab	July, 2018	Passed
356	606 E. Madison	Acq & New	July, 2018	Passed
538	602 W. Davis	New Construction	July, 2018	Passed

Table 14 - HOME Rental Monitoring

Provide an assessment of the jurisdiction's affirmative marketing actions for HOME units. 92.351(b)

The City and affordable housing providers support the following affirmative marketing strategy to allow all persons access to decent, safe and sanitary housing:

- Deconcentration of low income housing - scattered site programs are in place in order to deconcentrate low income housing. Advertisements - Advertisements soliciting comments regarding the Annual Action Plan and CAPER are available in English and other languages upon request. Public hearings are held in handicapped accessible areas and, when requested, additional assistance may be provided.Notices regarding housing options and services are posted in English and Spanish language flyers. Notices are posted on line on our web page and on social media sites along with sending electronic notices to all parties on our "interested parties" listing.

Refer to IDIS reports to describe the amount and use of program income for projects, including the number of projects and owner and tenant characteristics

The HOME Program generated a total $6,371.68 in program income and $19,584.43 in recaptured funds from an activity not meeting the affordability period.

Unexpened program income from prior years in the amount of $96,601.14 ,in addition to the $25,956.11 recieved during this report year, was expened on housing acquired by eligible first-time homebuyers having a combined household income at or below 80% of the AMI.

A total of 10 households were provided with direct housing assistance, nine are female headed households; one is male headed; and two have one or more disabled household members.

In total; two households have incomes of below 60% of the AMI; 8 households had incomes between 50 to 80% AMI.

The average household size for those served is 3 persons per household.

Describe other actions taken to foster and maintain affordable housing. 91.220(k) (STATES ONLY: Including the coordination of LIHTC with the development of affordable housing). 91.320(j)

The City was unable to award funds to Community Development Corporation of Brownsville (CDCB) as a CHDO due to their inability to sell the existing homes and the HOME requirements to recertify the CHDO prior to committing any funds. Thus, the City is working with Habitat for Humanity to become our CHDO in order to provide affordable housing to its residents.

CDCB has held several open houses and housing workshops to further market affordable housing.

All FY 2017-2018 housing projects were identified in the Annual Action Plan (AP) and were designated as high priorities in the Consolidated Plan. As such, the City may certify that the projects completed during this fiscal year support the established Consolidated Plan and Strategy's and Action Plan's goals.

The following summarizes the strategies that the City undertook in fostering and maintaining affordable housing for its residents. The chart is divided according to income categories.

Extremely Low Income Homeowners (0-30% of Area Median Income)

- Housing Rehabilitation/Reconstruction – funds for reconstruction or rehabilitation of owner-occupied homes; may be used when the housing structure poses a threat to the safety of the

family

- Homebuyer Education – funds for pre- and post purchase homebuyer counseling
- Homebuyer Assistance Program Grants – funds for principal reduction assistance to qualified buyers for whom closing costs/construction costs may be a hindrance to homeownership

Low Income Homeowners (31-50% of Area Median Income)

- Housing Rehabilitation/Reconstruction – funds for reconstruction or rehabilitation of owner-occupied homes; may be used when the housing structure poses a threat to the safety of the family
- Homebuyer Education – funds for pre- and post purchase homebuyer counseling
- Homebuyer Assistance Program Grants – funds for principal reduction assistance to qualified buyers for whom closing costs/construction costs may be a hindrance to homeownership
- New Home Construction –funds for the construction and purchase of new and existing homes.

Moderate Income Homeowners (51-80% of Area Median Income)

- Housing Rehabilitation/Reconstruction – funds for reconstruction or rehabilitation of owner-occupied homes; may be used when the housing structure poses a threat to the safety of the family
- Homebuyer Education – funds for pre- and post purchase homebuyer counseling
- Homebuyer Assistance Program Grants – funds for principal reduction assistance to qualified buyers for whom closing costs/construction costs may be a hindrance to homeownership
- New Home Construction –funds for the construction and purchase of new and existing homes.

CDCB is a HUD-approved housing counseling organization. Staff is able to provide pre- and post-purchase homebuyer counseling as well as foreclosure prevention services.

Attachment

Cover Letter & Cover

CITY OF HARLINGEN TEXAS

CAPITAL OF THE LOWER RIO GRANDE VALLEY

Mission Statement:
"Ensure a business-friendly climate focused on economic growth, quality of life and efficient delivery of excellent services to our community."

December 27, 2018

Mrs. Elva Garcia, Director
Office of Community Planning and Development
HUD -San Antonio
H.F. Garcia Federal Bldg/US Courthouse
615 E. Houston Street, Suite 347
San Antonio, TX 78205

SUBJECT: Consolidated Annual Performance and Evaluation Report FY 2017-18

Attention: Nancy Sanchez

Dear Elva,

The City of Harlingen has submitted its Consolidated Annual Performance and Evaluation report for fiscal year 2017-18 through the on line Integrated Disbursement & Information System (IDIS) ECON Planning Suite.

We have included charts and graphs to simplify visualization of expenditures and available funds in addition to the IDIS reports and LOCCS Reconciliation sheet.

I sincerely hope that our submittal meets with your approval. If you have any questions or require additional information, please feel free to contact me at (956) 216-5185.

Sincerely,

Tammy A. Jackson
Community Development Director

Enclosures

"Recipient of Keep Texas Beautiful Governor's Achievement Award"

118 E. Tyler ★ P.O. Box 2207 ★ Harlingen, Texas 78551

Community Development Block Grant Program
Consolidated Annual Performance & Evaluation Report (CAPER)
FY 2017/2018

C · D · B · G *signs of progress • signs of success*

December 11, 2018

Contact: Tammy DeGannes-Jackson, Director
City of Harlingen Community Development
502 E. Tyler
Harlingen, Texas 78550
Phone 956-216-5180
Fax: 956-216-5186
Email: tjackson@myharlingen.us

CITY OF HARLINGEN TEXAS

U.S. DEPARTMENT OF HOUSING AND URBAN DEVELOPMENT

EQUAL HOUSING OPPORTUNITY

Financial & IDIS Reports

	Office of Community Planning and Development	DATE:	12-05-18
	U.S. Department of Housing and Urban Development	TIME:	11:29
	Integrated Disbursement and Information System	PAGE:	1
	PR26 - CDBG Financial Summary Report		
	Program Year 2017		
	HARLINGEN , TX		

PART I: SUMMARY OF CDBG RESOURCES	
01 UNEXPENDED CDBG FUNDS AT END OF PREVIOUS PROGRAM YEAR	720,210.55
02 ENTITLEMENT GRANT	796,414.00
03 SURPLUS URBAN RENEWAL	0.00
04 SECTION 108 GUARANTEED LOAN FUNDS	0.00
05 CURRENT YEAR PROGRAM INCOME	59,129.53
05a CURRENT YEAR SECTION 108 PROGRAM INCOME (FOR SI TYPE)	0.00
06 FUNDS RETURNED TO THE LINE-OF-CREDIT	0.00
06a FUNDS RETURNED TO THE LOCAL CDBG ACCOUNT	0.00
07 ADJUSTMENT TO COMPUTE TOTAL AVAILABLE	0.00
08 TOTAL AVAILABLE (SUM, LINES 01-07)	1,575,754.08
PART II: SUMMARY OF CDBG EXPENDITURES	
09 DISBURSEMENTS OTHER THAN SECTION 108 REPAYMENTS AND PLANNING/ADMINISTRATION	302,281.25
10 ADJUSTMENT TO COMPUTE TOTAL AMOUNT SUBJECT TO LOW/MOD BENEFIT	0.00
11 AMOUNT SUBJECT TO LOW/MOD BENEFIT (LINE 09 + LINE 10)	302,281.25
12 DISBURSED IN IDIS FOR PLANNING/ADMINISTRATION	135,981.48
13 DISBURSED IN IDIS FOR SECTION 108 REPAYMENTS	0.00
14 ADJUSTMENT TO COMPUTE TOTAL EXPENDITURES	0.00
15 TOTAL EXPENDITURES (SUM, LINES 11-14)	438,262.73
16 UNEXPENDED BALANCE (LINE 08 - LINE 15)	1,137,491.35
PART III: LOWMOD BENEFIT THIS REPORTING PERIOD	
17 EXPENDED FOR LOW/MOD HOUSING IN SPECIAL AREAS	0.00
18 EXPENDED FOR LOW/MOD MULTI-UNIT HOUSING	0.00
19 DISBURSED FOR OTHER LOW/MOD ACTIVITIES	255,788.55
20 ADJUSTMENT TO COMPUTE TOTAL LOW/MOD CREDIT	0.00
21 TOTAL LOW/MOD CREDIT (SUM, LINES 17-20)	255,788.55
22 PERCENT LOW/MOD CREDIT (LINE 21/LINE 11)	84.62%
LOW/MOD BENEFIT FOR MULTI-YEAR CERTIFICATIONS	
23 PROGRAM YEARS(PY) COVERED IN CERTIFICATION	PY: PY: PY:
24 CUMULATIVE NET EXPENDITURES SUBJECT TO LOW/MOD BENEFIT CALCULATION	0.00
25 CUMULATIVE EXPENDITURES BENEFITING LOW/MOD PERSONS	0.00
26 PERCENT BENEFIT TO LOW/MOD PERSONS (LINE 25/LINE 24)	0.00%
PART IV: PUBLIC SERVICE (PS) CAP CALCULATIONS	
27 DISBURSED IN IDIS FOR PUBLIC SERVICES	99,953.00
28 PS UNLIQUIDATED OBLIGATIONS AT END OF CURRENT PROGRAM YEAR	0.00
29 PS UNLIQUIDATED OBLIGATIONS AT END OF PREVIOUS PROGRAM YEAR	0.00
30 ADJUSTMENT TO COMPUTE TOTAL PS OBLIGATIONS	0.00
31 TOTAL PS OBLIGATIONS (LINE 27 + LINE 28 - LINE 29 + LINE 30)	99,953.00
32 ENTITLEMENT GRANT	796,414.00
33 PRIOR YEAR PROGRAM INCOME	55,519.86
34 ADJUSTMENT TO COMPUTE TOTAL SUBJECT TO PS CAP	0.00
35 TOTAL SUBJECT TO PS CAP (SUM, LINES 32-34)	851,933.86
36 PERCENT FUNDS OBLIGATED FOR PS ACTIVITIES (LINE 31/LINE 35)	11.73%
PART V: PLANNING AND ADMINISTRATION (PA) CAP	
37 DISBURSED IN IDIS FOR PLANNING/ADMINISTRATION	135,981.48
38 PA UNLIQUIDATED OBLIGATIONS AT END OF CURRENT PROGRAM YEAR	144,683.85
39 PA UNLIQUIDATED OBLIGATIONS AT END OF PREVIOUS PROGRAM YEAR	140,785.03
40 ADJUSTMENT TO COMPUTE TOTAL PA OBLIGATIONS	0.00
41 TOTAL PA OBLIGATIONS (LINE 37 + LINE 38 - LINE 39 +LINE 40)	139,880.30
42 ENTITLEMENT GRANT	796,414.00
43 CURRENT YEAR PROGRAM INCOME	59,129.53
44 ADJUSTMENT TO COMPUTE TOTAL SUBJECT TO PA CAP	0.00
45 TOTAL SUBJECT TO PA CAP (SUM, LINES 42-44)	855,543.53
46 PERCENT FUNDS OBLIGATED FOR PA ACTIVITIES (LINE 41/LINE 45)	16.35%

LINE 17 DETAIL: ACTIVITIES TO CONSIDER IN DETERMINING THE AMOUNT TO ENTER ON LINE 17

Report returned no data.

LINE 18 DETAIL: ACTIVITIES TO CONSIDER IN DETERMINING THE AMOUNT TO ENTER ON LINE 18

Report returned no data.

LINE 19 DETAIL: ACTIVITIES INCLUDED IN THE COMPUTATION OF LINE 19

Plan Year	IDIS Project	IDIS Activity	Voucher Number	Activity Name	Matrix Code	National Objective	Drawn Amount
2016	3	910	6130164	Victor Pool Improvements	03F	LMA	$5,424.50
2016	3	910	6157962	Victor Pool Improvements	03F	LMA	$44,232.00
2016	3	910	6161668	Victor Pool Improvements	03F	LMA	$29,982.00
2016	3	910	6175756	Victor Pool Improvements	03F	LMA	$9,247.50
					03F	**Matrix Code**	**$88,886.00**
2017	2	935	6149600	Buchanan Street Improvements	03K	LMA	$6,500.00
2017	2	935	6169982	Buchanan Street Improvements	03K	LMA	$675.84
2017	2	935	6188696	Buchanan Street Improvements	03K	LMA	$475.00
2017	2	935	6197471	Buchanan Street Improvements	03K	LMA	$10,303.70
					03K	**Matrix Code**	**$17,954.54**
2017	3	925	6104143	Amigos Del Valle-Home delivered meals	05A	LMC	$1,405.80
2017	3	925	6115484	Amigos Del Valle-Home delivered meals	05A	LMC	$1,059.30
2017	3	925	6125285	Amigos Del Valle-Home delivered meals	05A	LMC	$1,039.50
2017	3	925	6134749	Amigos Del Valle-Home delivered meals	05A	LMC	$1,024.65
2017	3	925	6149600	Amigos Del Valle-Home delivered meals	05A	LMC	$1,143.45
2017	3	925	6153683	Amigos Del Valle-Home delivered meals	05A	LMC	$1,143.45
2017	3	925	6165919	Amigos Del Valle-Home delivered meals	05A	LMC	$1,183.85
					05A	**Matrix Code**	**$8,000.00**
2017	4	928	6104143	Boys & Girls Club - Youth Services	05D	LMC	$60,000.00
					05D	**Matrix Code**	**$60,000.00**
2017	5	930	6104143	Family Crisis Center Abused/Neglected Children Services	05N	LMC	$810.26
2017	5	930	6111149	Family Crisis Center Abused/Neglected Children Services	05N	LMC	$896.14
2017	5	930	6115484	Family Crisis Center Abused/Neglected Children Services	05N	LMC	$917.92
2017	5	930	6129633	Family Crisis Center Abused/Neglected Children Services	05N	LMC	$931.72
2017	5	930	6139762	Family Crisis Center Abused/Neglected Children Services	05N	LMC	$931.72
2017	5	930	6149600	Family Crisis Center Abused/Neglected Children Services	05N	LMC	$1,310.28
2017	5	930	6157962	Family Crisis Center Abused/Neglected Children Services	05N	LMC	$932.88
2017	5	930	6169982	Family Crisis Center Abused/Neglected Children Services	05N	LMC	$926.96
2017	5	930	6174544	Family Crisis Center Abused/Neglected Children Services	05N	LMC	$918.50
2017	5	930	6185341	Family Crisis Center Abused/Neglected Children Services	05N	LMC	$2,001.18
2017	5	930	6188696	Family Crisis Center Abused/Neglected Children Services	05N	LMC	$1,375.44
2017	6	929	6111149	Court-Appointed Special Advocates (CASA) Abused and Neglected Children Services	05N	LMC	$3,410.74
2017	6	929	6115484	Court-Appointed Special Advocates (CASA) Abused and Neglected Children Services	05N	LMC	$2,042.96
2017	6	929	6125285	Court-Appointed Special Advocates (CASA) Abused and Neglected Children Services	05N	LMC	$1,817.90
2017	6	929	6134749	Court-Appointed Special Advocates (CASA) Abused and Neglected Children Services	05N	LMC	$1,817.90
2017	6	929	6144205	Court-Appointed Special Advocates (CASA) Abused and Neglected Children Services	05N	LMC	$1,817.90
2017	6	929	6153683	Court-Appointed Special Advocates (CASA) Abused and Neglected Children Services	05N	LMC	$1,817.90
2017	6	929	6165919	Court-Appointed Special Advocates (CASA) Abused and Neglected Children Services	05N	LMC	$1,817.90
2017	6	929	6174544	Court-Appointed Special Advocates (CASA) Abused and Neglected Children Services	05N	LMC	$1,817.90
2017	6	929	6185341	Court-Appointed Special Advocates (CASA) Abused and Neglected Children Services	05N	LMC	$1,817.90

Plan Year	IDIS Project	IDIS Activity	Voucher Number	Activity Name	Matrix Code	National Objective	Drawn Amount
2017	6	929	6188696	Court-Appointed Special Advocates (CASA) Abused and Neglected Children Services	05N	LMC	$1,821.00
					05N	**Matrix Code**	**$31,953.00**
2015	6	917	6175756	HR-Ignacio Rangel-922 W. Grant	14A	LMH	$900.00
2015	6	918	6175756	HR-Tranquilino Ramirez-417 W. Marjory	14A	LMH	$900.00
2015	6	919	6175756	HR-Faustino Bermudez-1213 W. Grant	14A	LMH	$900.00
					14A	**Matrix Code**	**$2,700.00**
2014	4	865	6088830	HR-HOUSING REHABILITATION ADMINISTRATION	14H	LMH	$1,206.74
2014	4	865	6092742	HR-HOUSING REHABILITATION ADMINISTRATION	14H	LMH	$1,108.83
2015	6	886	6085431	HR-Housing Rehabilitation Administration	14H	LMH	$348.42
2015	6	886	6092742	HR-Housing Rehabilitation Administration	14H	LMH	$179.98
2015	6	886	6095295	HR-Housing Rehabilitation Administration	14H	LMH	$127.43
2015	6	886	6096886	HR-Housing Rehabilitation Administration	14H	LMH	$1,227.98
2015	6	886	6098963	HR-Housing Rehabilitation Administration	14H	LMH	$652.01
2015	6	886	6100067	HR-Housing Rehabilitation Administration	14H	LMH	$965.74
2015	6	886	6104143	HR-Housing Rehabilitation Administration	14H	LMH	$173.36
2015	6	886	6104883	HR-Housing Rehabilitation Administration	14H	LMH	$1,079.95
2015	6	886	6109326	HR-Housing Rehabilitation Administration	14H	LMH	$1,075.12
2015	6	886	6111149	HR-Housing Rehabilitation Administration	14H	LMH	$609.44
2015	6	886	6112583	HR-Housing Rehabilitation Administration	14H	LMH	$1,066.62
2015	6	886	6115484	HR-Housing Rehabilitation Administration	14H	LMH	$436.08
2015	6	886	6117313	HR-Housing Rehabilitation Administration	14H	LMH	$1,066.62
2015	6	886	6122187	HR-Housing Rehabilitation Administration	14H	LMH	$1,087.86
2015	6	886	6125285	HR-Housing Rehabilitation Administration	14H	LMH	$1,029.80
2015	6	886	6126654	HR-Housing Rehabilitation Administration	14H	LMH	$1,072.30
2015	6	886	6129633	HR-Housing Rehabilitation Administration	14H	LMH	$335.27
2015	6	886	6131136	HR-Housing Rehabilitation Administration	14H	LMH	$1,113.32
2015	6	886	6134749	HR-Housing Rehabilitation Administration	14H	LMH	$1,101.04
2015	6	886	6135880	HR-Housing Rehabilitation Administration	14H	LMH	$1,103.43
2015	6	886	6139762	HR-Housing Rehabilitation Administration	14H	LMH	$376.04
2015	6	886	6140581	HR-Housing Rehabilitation Administration	14H	LMH	$1,164.31
2015	6	886	6144205	HR-Housing Rehabilitation Administration	14H	LMH	$505.13
2015	6	886	6145356	HR-Housing Rehabilitation Administration	14H	LMH	$3,130.54
2015	6	886	6149600	HR-Housing Rehabilitation Administration	14H	LMH	$1,045.04
2015	6	886	6150479	HR-Housing Rehabilitation Administration	14H	LMH	$966.05
2015	6	886	6153683	HR-Housing Rehabilitation Administration	14H	LMH	$1,139.56
2015	6	886	6154773	HR-Housing Rehabilitation Administration	14H	LMH	$1,592.58
2015	6	886	6157962	HR-Housing Rehabilitation Administration	14H	LMH	$453.20
2015	6	886	6158879	HR-Housing Rehabilitation Administration	14H	LMH	$1,592.59
2015	6	886	6161668	HR-Housing Rehabilitation Administration	14H	LMH	$656.89
2015	6	886	6162977	HR-Housing Rehabilitation Administration	14H	LMH	$1,016.36
2015	6	886	6165919	HR-Housing Rehabilitation Administration	14H	LMH	$460.80
2015	6	886	6167698	HR-Housing Rehabilitation Administration	14H	LMH	$939.44
2015	6	886	6169982	HR-Housing Rehabilitation Administration	14H	LMH	$260.28
2015	6	886	6171210	HR-Housing Rehabilitation Administration	14H	LMH	$992.51
2015	6	886	6174544	HR-Housing Rehabilitation Administration	14H	LMH	$602.60
2015	6	886	6175746	HR-Housing Rehabilitation Administration	14H	LMH	$949.03
2015	6	886	6175756	HR-Housing Rehabilitation Administration	14H	LMH	$232.22
2015	6	886	6179198	HR-Housing Rehabilitation Administration	14H	LMH	$574.73
2015	6	886	6180060	HR-Housing Rehabilitation Administration	14H	LMH	$938.57
2015	6	886	6184502	HR-Housing Rehabilitation Administration	14H	LMH	$938.57
2015	6	886	6185341	HR-Housing Rehabilitation Administration	14H	LMH	$1,926.65
2015	6	886	6188108	HR-Housing Rehabilitation Administration	14H	LMH	$938.57
2015	6	886	6188696	HR-Housing Rehabilitation Administration	14H	LMH	$721.22
2015	6	886	6192628	HR-Housing Rehabilitation Administration	14H	LMH	$938.57
2015	6	886	6193942	HR-Housing Rehabilitation Administration	14H	LMH	$1,050.24
2015	6	886	6196949	HR-Housing Rehabilitation Administration	14H	LMH	$758.57

Plan Year	IDIS Project	IDIS Activity	Voucher Number	Activity Name	Matrix Code	National Objective	Drawn Amount
2015	6	886	6197471	HR-Housing Rehabilitation Administration	14H	LMH	$1,266.81
					14H	**Matrix Code**	**$46,295.01**
Total							**$255,788.55**

LINE 27 DETAIL: ACTIVITIES INCLUDED IN THE COMPUTATION OF LINE 27

Plan Year	IDIS Project	IDIS Activity	Voucher Number	Activity Name	Matrix Code	National Objective	Drawn Amount
2017	3	925	6104143	Amigos Del Valle-Home delivered meals	05A	LMC	$1,405.80
2017	3	925	6115484	Amigos Del Valle-Home delivered meals	05A	LMC	$1,059.30
2017	3	925	6125285	Amigos Del Valle-Home delivered meals	05A	LMC	$1,039.50
2017	3	925	6134749	Amigos Del Valle-Home delivered meals	05A	LMC	$1,024.65
2017	3	925	6149600	Amigos Del Valle-Home delivered meals	05A	LMC	$1,143.45
2017	3	925	6153683	Amigos Del Valle-Home delivered meals	05A	LMC	$1,143.45
2017	3	925	6165919	Amigos Del Valle-Home delivered meals	05A	LMC	$1,183.85
					05A	**Matrix Code**	**$8,000.00**
2017	4	928	6104143	Boys & Girls Club - Youth Services	05D	LMC	$60,000.00
					05D	**Matrix Code**	**$60,000.00**
2017	5	930	6104143	Family Crisis Center Abused/Neglected Children Services	05N	LMC	$810.26
2017	5	930	6111149	Family Crisis Center Abused/Neglected Children Services	05N	LMC	$896.14
2017	5	930	6115484	Family Crisis Center Abused/Neglected Children Services	05N	LMC	$917.92
2017	5	930	6129633	Family Crisis Center Abused/Neglected Children Services	05N	LMC	$931.72
2017	5	930	6139762	Family Crisis Center Abused/Neglected Children Services	05N	LMC	$931.72
2017	5	930	6149600	Family Crisis Center Abused/Neglected Children Services	05N	LMC	$1,310.28
2017	5	930	6157962	Family Crisis Center Abused/Neglected Children Services	05N	LMC	$932.88
2017	5	930	6169982	Family Crisis Center Abused/Neglected Children Services	05N	LMC	$926.96
2017	5	930	6174544	Family Crisis Center Abused/Neglected Children Services	05N	LMC	$918.50
2017	5	930	6185341	Family Crisis Center Abused/Neglected Children Services	05N	LMC	$2,001.18
2017	5	930	6188696	Family Crisis Center Abused/Neglected Children Services	05N	LMC	$1,375.44
2017	6	929	6111149	Court-Appointed Special Advocates (CASA) Abused and Neglected Children Services	05N	LMC	$3,410.74
2017	6	929	6115484	Court-Appointed Special Advocates (CASA) Abused and Neglected Children Services	05N	LMC	$2,042.96
2017	6	929	6125285	Court-Appointed Special Advocates (CASA) Abused and Neglected Children Services	05N	LMC	$1,817.90
2017	6	929	6134749	Court-Appointed Special Advocates (CASA) Abused and Neglected Children Services	05N	LMC	$1,817.90
2017	6	929	6144205	Court-Appointed Special Advocates (CASA) Abused and Neglected Children Services	05N	LMC	$1,817.90
2017	6	929	6153683	Court-Appointed Special Advocates (CASA) Abused and Neglected Children Services	05N	LMC	$1,817.90
2017	6	929	6165919	Court-Appointed Special Advocates (CASA) Abused and Neglected Children Services	05N	LMC	$1,817.90
2017	6	929	6174544	Court-Appointed Special Advocates (CASA) Abused and Neglected Children Services	05N	LMC	$1,817.90
2017	6	929	6185341	Court-Appointed Special Advocates (CASA) Abused and Neglected Children Services	05N	LMC	$1,817.90
2017	6	929	6188696	Court-Appointed Special Advocates (CASA) Abused and Neglected Children Services	05N	LMC	$1,821.00
					05N	**Matrix Code**	**$31,953.00**
Total							**$99,953.00**

LINE 37 DETAIL: ACTIVITIES INCLUDED IN THE COMPUTATION OF LINE 37

Plan Year	IDIS Project	IDIS Activity	Voucher Number	Activity Name	Matrix Code	National Objective	Drawn Amount
2016	14	912	6065431	General Administration	21A		$1,042.54

Plan Year	IDIS Project	IDIS Activity	Voucher Number	Activity Name	Matrix Code	National Objective	Drawn Amount
2016	14	912	6087933	General Administration	21A		$101.63
2016	14	912	6088830	General Administration	21A		$5,012.64
2016	14	912	6091551	General Administration	21A		$314.64
2016	14	912	6092742	General Administration	21A		$4,754.65
2016	14	912	6095295	General Administration	21A		$1,167.97
2016	14	912	6096886	General Administration	21A		$4,654.18
2016	14	912	6098963	General Administration	21A		$264.96
2016	14	912	6100067	General Administration	21A		$4,575.67
2016	14	912	6104143	General Administration	21A		$127.44
2016	14	912	6104883	General Administration	21A		$4,647.78
2016	14	912	6109326	General Administration	21A		$4,980.66
2016	14	912	6111149	General Administration	21A		$1,258.85
2016	14	912	6112583	General Administration	21A		$4,632.11
2016	14	912	6115484	General Administration	21A		$349.79
2016	14	912	6117313	General Administration	21A		$4,972.17
2016	14	912	6122187	General Administration	21A		$4,653.34
2016	14	912	6125285	General Administration	21A		$2,317.70
2016	14	912	6126654	General Administration	21A		$4,977.84
2016	14	912	6129633	General Administration	21A		$547.63
2016	14	912	6134749	General Administration	21A		$769.84
2016	14	912	6135880	General Administration	21A		$5,008.97
2016	14	912	6139762	General Administration	21A		$911.59
2016	14	912	6140581	General Administration	21A		$4,729.78
2016	14	912	6144205	General Administration	21A		$58.52
2016	14	912	6144377	General Administration	21A		$1,253.56
2016	14	912	6145356	General Administration	21A		$7,035.98
2016	14	912	6149600	General Administration	21A		$3,366.23
2016	14	912	6150479	General Administration	21A		$4,531.47
2016	14	912	6153683	General Administration	21A		$194.40
2016	14	912	6154773	General Administration	21A		$5,158.00
2016	14	912	6157962	General Administration	21A		$1,133.97
2016	14	912	6158879	General Administration	21A		$5,281.60
2016	14	912	6161668	General Administration	21A		$171.34
2016	14	912	6162977	General Administration	21A		$4,679.83
2016	14	912	6165919	General Administration	21A		$1,026.11
2016	14	912	6167698	General Administration	21A		$4,942.96
2016	14	912	6169982	General Administration	21A		$2,593.39
2016	14	912	6171210	General Administration	21A		$4,655.98
2016	14	912	6174544	General Administration	21A		$2,254.54
2016	14	912	6175746	General Administration	21A		$4,952.86
2016	14	912	6175756	General Administration	21A		$347.21
2016	14	912	6179198	General Administration	21A		$248.48
2016	14	912	6184502	General Administration	21A		$4,981.16
2016	14	912	6185341	General Administration	21A		$814.82
2016	14	912	6188696	General Administration	21A		$735.10
2016	14	912	6192628	General Administration	21A		$4,942.09
2016	14	912	6193942	General Administration	21A		$123.84
2016	14	912	6196949	General Administration	21A		$3,688.03
2016	14	912	6197471	General Administration	21A		$35.64
					21A	Matrix Code	$135,981.48
Total							$135,981.48

LOCCS RECONCILIATION

Unexpended balance of CDBG funds (Line 16 of the IDIS Financial Summary)	$ 1,137,491.35
LOCCS Balance (as of the end of the program year)	$ 1,080,508.07
Unexpended CDBG program income and/or unexpended CDBG grant funds:	
a. Grantee Program Account	
b. Subrecipients Program Account	
c. Revolving Fund Cash Balances	$ 73,036.03
d. Section 108 Cash Balances	
CASH ON HAND TOTAL	$ 73,036.03
Grantee Program Liabilities –Prior Year Draws after 9/30 (include any reimbursements due from program funds)	$ 16,052.75 (Detailed below)
Subrecipient Program Liabilities (include any reimbursement due from program funds)	
LIABILITIES TOTAL	$ 16,052.75
RECONCILING BALANCE (LOCCS Balance plus Cash on Hand Total Minus Liabilities Total)	$ 1,137,491.35
Total Unexpended Balance of CDBG Funds MINUS Reconciling Balance = Unreconciled Difference	$ 0 *

*Provide an explanation for an unreconciled difference

NOTE: Cash on hand is a positive figure. Use the IDIS PR09 report to check program income/revolving loan fund balances.
NOTE: Use the IDIS PR07 report to check for draws marked "prior year" for the first 90 days after the program year ends.

PR07 - Drawdown Report by Voucher Number - Vouchers Submitted to Loccs

Voucher Number	Line Item	IDIS Project ID	IDIS Act ID	Voucher Created	Voucher Status	Status Date	LOCCS Send Date	Grant Number	Grant Year	Fund Type	Recipient TIN	Payee TIN	Program	PY	Drawn Amount
6196949	1	14	912	10/4/2018	Completed	10/05/2018	10/4/2018	B18MC480504	2018	EN	746001047	746001047	CDBG	Y	$3,868.03
	2	6	886	10/4/2018	Completed	10/05/2018	10/4/2018	B15MC480504	2015	EN	746001047	746001047	CDBG	Y	$758.57
6196951															
6197471	1	6	886	10/8/2018	Completed	10/10/2018	10/8/2018	B15MC480504	2015	EN	746001047	746001047	CDBG	Y	$1,266.81
	2	14	912	10/8/2018	Completed	10/10/2018	10/8/2018	B18MC480504	2018	EN	746001047	746001047	CDBG	Y	$35.64
	3	2	935	10/8/2018	Completed	10/10/2018	10/8/2018	B17MC480504	2017	EN	746001047	746001047	CDBG	Y	$10,303.70
															$16,052.75

PR01 - HUD Grants and Program Income

10/1/2018

Program	Fund Type	Grantee Name	Grantee State Code	Grant Number	Authorized Amount	Suballocated Amount	Amount Committed to Activities	Net Drawn Amount	FY YTD Net Draw Amount	Available to Commit	Available to Draw	Recapture Amount
CDBG	EN	HARLINGEN	TX	B89MC480504	$1,021,000.00	$0.00	$1,021,000.00	$1,021,000.00	$0.00	$0.00	$0.00	$0.00
				B90MC480504	$975,000.00	$0.00	$975,000.00	$975,000.00	$0.00	$0.00	$0.00	$0.00
				B91MC480504	$1,090,000.00	$0.00	$1,090,000.00	$1,090,000.00	$0.00	$0.00	$0.00	$0.00
				B92MC480504	$1,127,000.00	$0.00	$1,127,000.00	$1,127,000.00	$0.00	$0.00	$0.00	$0.00
				B93MC480504	$1,360,000.00	$0.00	$1,360,000.00	$1,360,000.00	$0.00	$0.00	$0.00	$0.00
				B94MC480504	$1,480,000.00	$0.00	$1,480,000.00	$1,480,000.00	$0.00	$0.00	$0.00	$0.00
				B95MC480504	$1,427,000.00	$0.00	$1,427,000.00	$1,427,000.00	$0.00	$0.00	$0.00	$0.00
				B96MC480504	$1,391,000.00	$0.00	$1,391,000.00	$1,391,000.00	$0.00	$0.00	$0.00	$0.00
				B97MC480504	$1,372,000.00	$0.00	$1,372,000.00	$1,372,000.00	$0.00	$0.00	$0.00	$0.00
				B98MC480504	$1,330,000.00	$0.00	$1,330,000.00	$1,330,000.00	$0.00	$0.00	$0.00	$0.00
				B99MC480504	$1,338,000.00	$0.00	$1,338,000.00	$1,338,000.00	$0.00	$0.00	$0.00	$0.00
				B00MC480504	$1,337,000.00	$0.00	$1,337,000.00	$1,337,000.00	$0.00	$0.00	$0.00	$0.00
				B01MC480504	$1,379,000.00	$0.00	$1,379,000.00	$1,379,000.00	$0.00	$0.00	$0.00	$0.00
				B02MC480504	$1,350,000.00	$0.00	$1,350,000.00	$1,350,000.00	$0.00	$0.00	$0.00	$0.00
				B03MC480504	$1,175,000.00	$0.00	$1,175,000.00	$1,175,000.00	$0.00	$0.00	$0.00	$0.00
				B04MC480504	$1,149,000.00	$0.00	$1,149,000.00	$1,149,000.00	$0.00	$0.00	$0.00	$0.00
				B05MC480504	$1,089,929.00	$0.00	$1,089,929.00	$1,089,929.00	$0.00	$0.00	$0.00	$0.00
				B06MC480504	$980,704.00	$0.00	$980,704.00	$980,704.00	$0.00	$0.00	$0.00	$0.00
				B07MC480504	$978,848.00	$0.00	$978,848.00	$978,848.00	$0.00	$0.00	$0.00	$0.00
				B08MC480504	$946,817.00	$0.00	$946,817.00	$946,817.00	$0.00	$0.00	$0.00	$0.00
				B09MC480504	$956,980.00	$0.00	$956,980.00	$956,980.00	$0.00	$0.00	$0.00	$0.00
				B10MC480504	$1,035,538.00	$0.00	$1,035,538.00	$1,035,538.00	$0.00	$0.00	$0.00	$0.00
				B11MC480504	$864,079.00	$0.00	$864,079.00	$864,079.00	$0.00	$0.00	$0.00	$0.00
				B12MC480504	$807,310.00	$0.00	$807,310.00	$807,310.00	$0.00	$0.00	$0.00	$0.00
				B13MC480504	$828,799.00	$0.00	$828,799.00	$828,799.00	$0.00	$0.00	$0.00	$0.00
				B14MC480504	$801,930.00	$0.00	$579,011.91	$550,279.41	$26,158.07	$222,918.09	$251,650.59	$0.00
				B15MC480504	$801,812.00	$0.00	$785,676.11	$754,951.50	$44,627.06	$16,135.89	$46,860.50	$0.00
				B16MC480504	$796,099.00	$0.00	$688,205.02	$659,092.48	$227,148.35	$107,893.98	$137,006.52	$0.00
				B17MC480504	$796,414.00	$0.00	$541,650.61	$151,423.54	$151,423.54	$254,763.39	$644,990.46	$0.00
				HARLINGEN Su	**$31,986,259.00**	**$0.00**	**$31,384,547.65**	**$30,905,750.93**	**$449,357.02**	**$601,711.35**	**$1,080,508.07**	**$0.00**
		EN Subtotal:			**$31,986,259.00**	**$0.00**	**$31,384,547.65**	**$30,905,750.93**	**$449,357.02**	**$601,711.35**	**$1,080,508.07**	**$0.00**

Program	Fund Type	Grantee Name	Grantee State Code	Grant Number	Authorized Amount	Suballocated Amount	Amount Committed to Activities	Net Drawn Amount	FY YTD Net Draw Amount	Available to Commit	Available to Draw	Recapture Amount
						Voucher #	6196949	912	10/4/2018		$3,688.03	
								886	10/4/2018		$758.57	
						Voucher #	6197471	886	10/8/2018		$1,266.81	
								912	10/8/2018		$35.64	
								935	10/8/2018		$10,303.70	
									Total Prior Year Draws		**$16,052.75**	
									Balance After Prior Year Draws		**$1,064,455.32**	
	RL	HARLINGEN	TX	B99MC480504	$192,375.12	$0.00	$192,375.12	$192,375.12	$0.00	$0.00	$0.00	$0.00
				B00MC480504	$151,087.18	$0.00	$151,087.18	$151,087.18	$0.00	$0.00	$0.00	$0.00
				B01MC480504	$120,780.65	$0.00	$120,780.65	$120,780.65	$0.00	$0.00	$0.00	$0.00
				B02MC480504	$102,257.40	$0.00	$102,257.40	$102,257.40	$0.00	$0.00	$0.00	$0.00
				B03MC480504	$88,540.61	$0.00	$88,540.61	$88,540.61	$0.00	$0.00	$0.00	$0.00
				B04MC480504	$58,302.85	$0.00	$58,302.85	$58,302.85	$0.00	$0.00	$0.00	$0.00
				B05MC480504	$50,159.07	$0.00	$50,159.07	$50,159.07	$0.00	$0.00	$0.00	$0.00
				B06MC480504	$58,848.02	$0.00	$58,848.02	$58,848.02	$0.00	$0.00	$0.00	$0.00
				B07MC480504	$57,491.53	$0.00	$57,491.53	$57,491.53	$0.00	$0.00	$0.00	$0.00
				B08MC480504	$51,441.55	$0.00	$51,441.55	$51,441.55	$0.00	$0.00	$0.00	$0.00
				B09MC480504	$48,045.08	$0.00	$48,045.08	$48,045.08	$0.00	$0.00	$0.00	$0.00
				B10MC480504	$47,354.00	$0.00	$47,354.00	$47,354.00	$0.00	$0.00	$0.00	$0.00
				B11MC480504	$54,327.76	$0.00	$54,327.76	$54,327.76	$0.00	$0.00	$0.00	$0.00
				B12MC480504	$58,632.17	$0.00	$58,632.17	$58,632.17	$0.00	$0.00	$0.00	$0.00
				B13MC480504	$65,883.37	$0.00	$65,883.37	$65,883.37	$0.00	$0.00	$0.00	$0.00
				B14MC480504	$90,465.65	$0.00	$90,465.65	$90,465.65	$0.00	$0.00	$0.00	$0.00
				B15MC480504	$60,438.27	$0.00	$60,438.27	$60,438.27	$0.00	$0.00	$0.00	$0.00
				B16MC480504	$55,519.86	$0.00	$41,613.36	$41,613.36	$20,183.44	$13,906.50	$13,906.50	$0.00
				B17MC480504	$59,129.53	$0.00	$0.00	$0.00	$0.00	$59,129.53	$59,129.53	$0.00
				HARLINGEN Su	**$1,471,079.67**	**$0.00**	**$1,398,043.64**	**$1,398,043.64**	**$20,183.44**	**$73,036.03**	**$73,036.03**	**$0.00**
		RL Subtotal:			**$1,471,079.67**	**$0.00**	**$1,398,043.64**	**$1,398,043.64**	**$20,183.44**	**$73,036.03**	**$73,036.03**	**$0.00**
	PI	HARLINGEN	TX	B96MC480504	$57,340.00	$0.00	$57,340.00	$57,340.00	$0.00	$0.00	$0.00	$0.00
				B97MC480504	$187,895.14	$0.00	$187,895.14	$187,895.14	$0.00	$0.00	$0.00	$0.00
				B98MC480504	$457,152.00	$0.00	$457,152.00	$457,152.00	$0.00	$0.00	$0.00	$0.00
				B99MC480504	$0.00	$0.00	$0.00	$0.00	$0.00	$0.00	$0.00	$0.00
				B05MC480504	$0.00	$0.00	$0.00	$0.00	$0.00	$0.00	$0.00	$0.00
				HARLINGEN Su	**$702,387.14**	**$0.00**	**$702,387.14**	**$702,387.14**	**$0.00**	**$0.00**	**$0.00**	**$0.00**
		PI Subtotal:			**$702,387.14**	**$0.00**	**$702,387.14**	**$702,387.14**	**$0.00**	**$0.00**	**$0.00**	**$0.00**

Program	Fund Type	Grantee Name	Grantee State Code	Grant Number	Authorized Amount	Suballocated Amount	Amount Committed to Activities	Net Drawn Amount	FY YTD Net Draw Amount	Available to Commit	Available to Draw	Recapture Amount
CDBG-R	EN	HARLINGEN	TX	B09MY480504	$257,148.00	$0.00	$257,148.00	$257,148.00	$0.00	$0.00	$0.00	$0.00
				HARLINGEN Su	**$257,148.00**	**$0.00**	**$257,148.00**	**$257,148.00**	**$0.00**	**$0.00**	**$0.00**	**$0.00**
		EN Subtotal:			**$257,148.00**	**$0.00**	**$257,148.00**	**$257,148.00**	**$0.00**	**$0.00**	**$0.00**	**$0.00**
HOME	EN	HARLINGEN	TX	M95MC480504	$500,000.00	$142,461.50	$357,538.50	$357,538.50	$0.00	$0.00	$0.00	$0.00
				M96MC480504	$363,000.00	$54,450.00	$308,550.00	$308,550.00	$0.00	$0.00	$0.00	$0.00
				M97MC480504	$352,000.00	$352,000.00	$0.00	$0.00	$0.00	$0.00	$0.00	$0.00
				M98MC480504	$373,000.00	$373,000.00	$0.00	$0.00	$0.00	$0.00	$0.00	$0.00
				M99MC480504	$403,000.00	$371,662.16	$31,337.84	$31,337.84	$0.00	$0.00	$0.00	$0.00
				M00MC480504	$402,000.00	$402,000.00	$0.00	$0.00	$0.00	$0.00	$0.00	$0.00
				M01MC480504	$447,000.00	$447,000.00	$0.00	$0.00	$0.00	$0.00	$0.00	$0.00
				M02MC480504	$445,000.00	$438,500.00	$6,500.00	$6,500.00	$0.00	$0.00	$0.00	$0.00
				M03MC480504	$427,655.00	$355,000.00	$72,655.00	$72,655.00	$0.00	$0.00	$0.00	$0.00
				M04MC480504	$424,177.00	$374,177.00	$50,000.00	$50,000.00	$0.00	$0.00	$0.00	$0.00
				M05MC480504	$405,965.00	$355,965.00	$50,000.00	$50,000.00	$0.00	$0.00	$0.00	$0.00
				M06MC480504	$381,572.00	$331,572.00	$50,000.00	$50,000.00	$0.00	$0.00	$0.00	$0.00
				M07MC480504	$378,927.00	$308,927.00	$70,000.00	$70,000.00	$0.00	$0.00	$0.00	$0.00
				M08MC480504	$367,421.00	$221,933.29	$145,487.71	$145,487.71	$0.00	$0.00	$0.00	$0.00
				M09MC480504	$408,376.00	$237,576.00	$170,800.00	$170,800.00	$0.00	$0.00	$0.00	$0.00
				M10MC480504	$406,692.00	$357,180.52	$49,511.48	$49,511.48	$0.00	$0.00	$0.00	$0.00
				M11MC480504	$358,797.00	$331,668.01	$27,128.99	$27,128.99	$0.00	$0.00	$0.00	$0.00
				M12MC480504	$250,119.00	$104,104.37	$146,014.63	$146,014.63	$0.00	$0.00	$0.00	$0.00
				M13MC480504	$225,375.00	$164,097.84	$61,277.16	$61,277.16	$0.00	$0.00	$0.00	$0.00
				M14MC480504	$234,912.00	$234,912.00	$0.00	$0.00	$0.00	$0.00	$0.00	$0.00
				M15MC480504	$212,635.00	$212,635.00	$0.00	$0.00	$0.00	$0.00	$0.00	$0.00
				M16MC480504	$216,573.00	$96,950.98	$116,472.04	$116,472.04	$60,067.57	$3,149.98	$3,149.98	$0.00
				M17MC480504	$214,157.00	$53,539.25	$39,513.76	$39,513.76	$39,513.76	$121,103.99	$121,103.99	$0.00
				HARLINGEN Su	**$8,198,353.00**	**$6,321,311.92**	**$1,752,787.11**	**$1,752,787.11**	**$99,581.33**	**$124,253.97**	**$124,253.97**	**$0.00**
		EN Subtotal:			**$8,198,353.00**	**$6,321,311.92**	**$1,752,787.11**	**$1,752,787.11**	**$99,581.33**	**$124,253.97**	**$124,253.97**	**$0.00**

Program	Fund Type	Grantee Name	Grantee State Code	Grant Number	Authorized Amount	Suballocated Amount	Amount Committed to Activities	Net Drawn Amount	FY YTD Net Draw Amount	Available to Commit	Available to Draw	Recapture Amount
	PI	HARLINGEN	TX	M04MC480504	$10,294.05	$0.00	$10,294.05	$10,294.05	$0.00	$0.00	$0.00	$0.00
				M05MC480504	$2,023.03	$0.00	$2,023.03	$2,023.03	$0.00	$0.00	$0.00	$0.00
				M06MC480504	$12,007.39	$0.00	$12,007.39	$12,007.39	$0.00	$0.00	$0.00	$0.00
				M07MC480504	$20,466.99	$0.00	$20,466.99	$20,466.99	$0.00	$0.00	$0.00	$0.00
				M08MC480504	$2,034.47	$0.00	$2,034.47	$2,034.47	$0.00	$0.00	$0.00	$0.00
				M09MC480504	$2,199.42	$0.00	$2,199.42	$2,199.42	$0.00	$0.00	$0.00	$0.00
				M10MC480504	$6,546.73	$0.00	$6,546.73	$6,546.73	$0.00	$0.00	$0.00	$0.00
				M11MC480504	$3,439.70	$0.00	$3,439.70	$3,439.70	$0.00	$0.00	$0.00	$0.00
				M12MC480504	$6,170.37	$0.00	$6,170.37	$6,170.37	$0.00	$0.00	$0.00	$0.00
				M13MC480504	$4,352.37	$0.00	$4,352.37	$4,352.37	$0.00	$0.00	$0.00	$0.00
				M14MC480504	$69,627.92	$0.00	$69,627.92	$69,627.92	$0.00	$0.00	$0.00	$0.00
				M15MC480504	$309,602.17	$5,000.00	$304,602.17	$304,602.17	$0.00	$0.00	$0.00	$0.00
				M16MC480504	$91,816.26	$0.00	$91,816.26	$91,816.26	$91,636.87	$0.00	$0.00	$0.00
				M17MC480504	$6,371.68	$0.00	$6,371.68	$6,371.68	$6,371.68	$0.00	$0.00	$0.00
				HARLINGEN Su	**$546,952.55**	**$5,000.00**	**$541,952.55**	**$541,952.55**	**$98,008.55**	**$0.00**	**$0.00**	**$0.00**
		PI Subtotal:			**$546,952.55**	**$5,000.00**	**$541,952.55**	**$541,952.55**	**$98,008.55**	**$0.00**	**$0.00**	**$0.00**
	PA	HARLINGEN	TX	M15MC480504	$5,000.00	$0.00	$5,000.00	$5,000.00	$0.00	$0.00	$0.00	$0.00
				HARLINGEN Su	**$5,000.00**	**$0.00**	**$5,000.00**	**$5,000.00**	**$0.00**	**$0.00**	**$0.00**	**$0.00**
		PA Subtotal:			**$5,000.00**	**$0.00**	**$5,000.00**	**$5,000.00**	**$0.00**	**$0.00**	**$0.00**	**$0.00**
	HP	HARLINGEN	TX	M15MC480504	$1,349.52	$0.00	$1,349.52	$1,349.52	$0.00	$0.00	$0.00	$0.00
				M16MC480504	$4,964.27	$0.00	$4,964.27	$4,964.27	$4,964.27	$0.00	$0.00	$0.00
				M17MC480504	$19,584.43	$0.00	$19,584.43	$19,584.43	$19,584.43	$0.00	$0.00	$0.00
				HARLINGEN Su	**$25,898.22**	**$0.00**	**$25,898.22**	**$25,898.22**	**$24,548.70**	**$0.00**	**$0.00**	**$0.00**
		HP Subtotal:			**$25,898.22**	**$0.00**	**$25,898.22**	**$25,898.22**	**$24,548.70**	**$0.00**	**$0.00**	**$0.00**
GRANT					$43,192,992.24	$6,326,311.92	$36,067,764.31	$35,588,967.59	$691,679.04	$798,916.01	$1,277,712.73	$0.00
					$43,193,077.58	**$6,326,311.92**	**$36,067,764.31**	**$35,588,967.59**	**$691,679.04**	**$799,001.35**	**$1,277,798.07**	

HARLINGEN

Count of CDBG Activities with Disbursements by Activity Group & Matrix Code

Activity Group	Activity Category	Open Count	Open Activities Disbursed	Completed Count	Completed Activities Disbursed	Program Year Count	Total Activities Disbursed
Acquisition	Clearance and Demolition (04)	0	$0.00	2	$46,492.70	2	$46,492.70
	Total Acquisition	**0**	**$0.00**	**2**	**$46,492.70**	**2**	**$46,492.70**
Housing	Rehab; Single-Unit Residential (14A)	3	$2,700.00	0	$0.00	3	$2,700.00
	Rehabilitation Administration (14H)	1	$43,979.44	1	$2,315.57	2	$46,295.01
	Total Housing	**4**	**$46,679.44**	**1**	**$2,315.57**	**5**	**$48,995.01**
Public Facilities and Improvements	Parks, Recreational Facilities (03F)	1	$88,886.00	0	$0.00	1	$88,886.00
	Street Improvements (03K)	1	$17,954.54	0	$0.00	1	$17,954.54
	Total Public Facilities and	**2**	**$106,840.54**	**0**	**$0.00**	**2**	**$106,840.54**
Public Services	Senior Services (05A)	0	$0.00	1	$8,000.00	1	$8,000.00
	Youth Services (05D)	0	$0.00	1	$60,000.00	1	$60,000.00
	Abused and Neglected Children	0	$0.00	2	$31,953.00	2	$31,953.00
	Total Public Services	**0**	**$0.00**	**4**	**$99,953.00**	**4**	**$99,953.00**
General Administration and Planning	General Program Administration	1	$135,981.48	1	$0.00	2	$135,981.48
	Total General Administration	**1**	**$135,981.48**	**1**	**$0.00**	**2**	**$135,981.48**
Other	Unprogrammed Funds (22)	1	$0.00	0	$0.00	1	$0.00
	Total Other	**1**	**$0.00**	**0**	**$0.00**	**1**	**$0.00**
Grand Total		**8**	**$289,501.46**	**8**	**$148,761.27**	**16**	**$438,262.73**

CDBG Sum of Actual Accomplishments by Activity Group and Accomplishment Type

Activity Group	Matrix Code	Accomplishment Type	Open Count	Completed Count	Program Year Totals
Acquisition	Clearance and Demolition (04)	Housing Units	0	57	57
	Total Acquisition		**0**	**57**	**57**
Housing	Rehab; Single-Unit Residential (14A)	Housing Units	0	0	0
	Rehabilitation Administration (14H)	Housing Units	0	0	0
	Total Housing		**0**	**0**	**0**
Public Facilities and Improvements	Parks, Recreational Facilities (03F)	Public Facilities	7,020	0	7,020
	Street Improvements (03K)	Persons	620	0	620
	Total Public Facilities and Improvements		**7,640**	**0**	**7,640**
Public Services	Senior Services (05A)	Persons	0	12	12
	Youth Services (05D)	Persons	0	661	661
	Abused and Neglected Children (05N)	Persons	0	213	213
	Total Public Services		**0**	**886**	**886**
Grand Total			**7,640**	**943**	**8,583**

CDBG Beneficiaries by Racial / Ethnic Category

Housing-Non Housing	Race	Total Persons	Total Hispanic Persons	Total Households	Total Hispanic Households
Non Housing	White	882	876	0	0
	Black/African American	4	4	0	0
	Total Non Housing	**886**	**880**	**0**	**0**
Grand Total	White	882	876	0	0
	Black/African American	4	4	0	0
	Total Grand Total	**886**	**880**	**0**	**0**

CDBG Beneficiaries by Income Category

	Income Levels	Owner Occupied	Renter Occupied	Persons
Non Housing	Extremely Low (<=30%)	0	0	809
	Low (>30% and <=50%)	0	0	70
	Mod (>50% and <=80%)	0	0	7
	Total Low-Mod	0	0	886
	Non Low-Mod (>80%)	0	0	0
	Total Beneficiaries	0	0	886

U.S. Department of Housing and Urban Development
Office of Community Planning and Development
Integrated Disbursement and Information System
HOME Summary of Accomplishments

DATE: 11-13-18
TIME: 12:18
PAGE: 1

Program Year: 2017
Start Date 01-Oct-2017 - End Date 30-Sep-2018
HARLINGEN

Home Disbursements and Unit Completions

Activity Type	Disbursed Amount	Units Completed	Units Occupied
First Time Homebuyers	$222,138.58	10	10
Total, Homebuyers and Homeowners	$222,138.58	10	10
Grand Total	**$222,138.58**	**10**	**10**

Home Unit Completions by Percent of Area Median Income

Activity Type	Units Completed			
	51% - 60%	61% - 80%	Total 0% - 60%	Total 0% - 80%
First Time Homebuyers	2	8	2	10
Total, Homebuyers and Homeowners	2	8	2	10
Grand Total	**2**	**8**	**2**	**10**

Home Unit Reported As Vacant

Activity Type	Reported as Vacant
First Time Homebuyers	0
Total, Homebuyers and Homeowners	0
Grand Total	**0**

Home Unit Completions by Racial / Ethnic Category

	First Time Homebuyers	
	Units	Units
White	10	10
Total	**10**	**10**

	Total, Homebuyers and		Grand Total	
	Units	Units	Units	Units
White	10	10	**10**	**10**
Total	**10**	**10**	**10**	**10**

EXPENDITURES

CDBG & HOME EXPENDITURES
October 1, 2017 - September 30, 2018

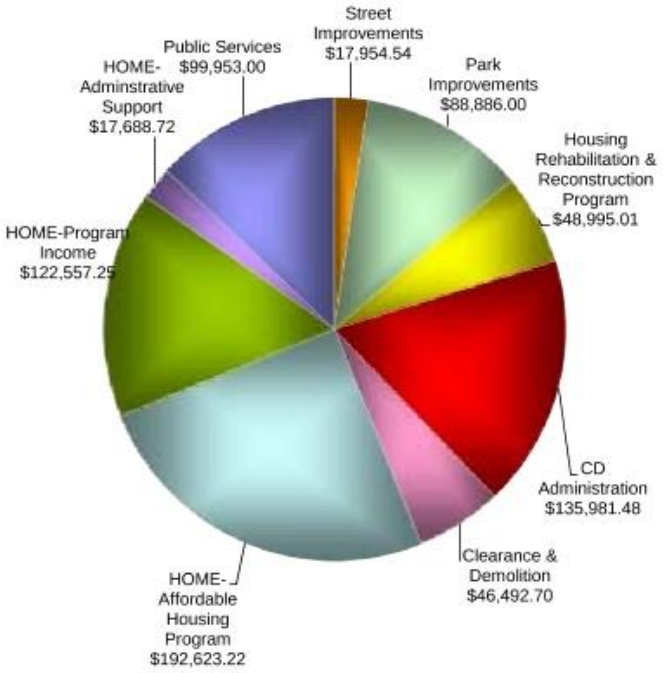

Street Improvements	$17,954.54
Park Improvements	$88,886.00
Housing Rehabilitation	$48,995.01
Clearance & Demolition	$46,492.70
Public Services	$99,953.00
CD Administration	$135,981.48
TOTAL CDBG EXPENDED	$438,262.73
HOME-Program Income	$122,557.25
HOME-Administrative Support	$17,688.72
HOME-Affordable Housing Program	$192,623.22
TOTAL HOME EXPENDED	$332,869.19
CDBG & HOME EXPENDED	**$771,131.92**

PROJECT FUNDS AVAILABLE-PROJECT BALANCES

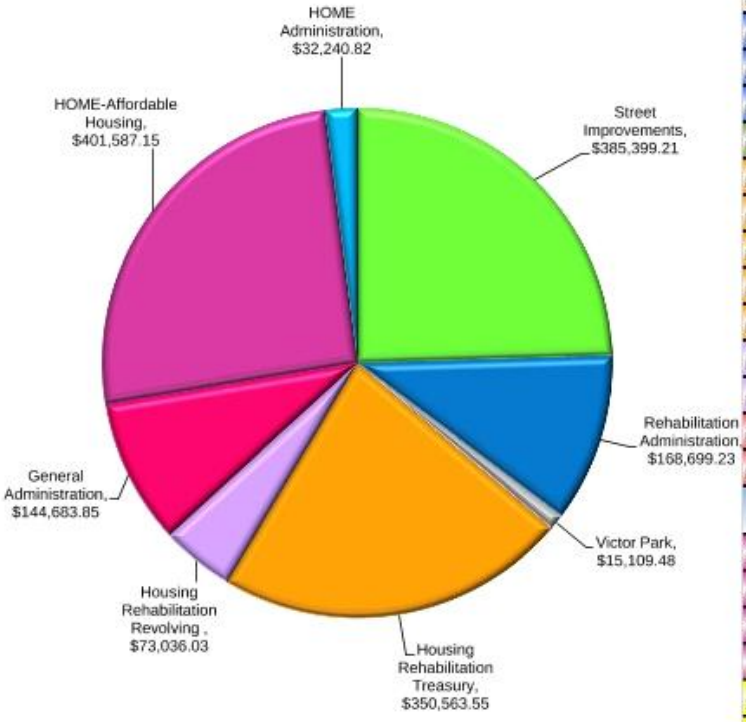

FY 17-18	Street Improvements	$385,399.21
FY 15-16	Rehabilitation Administration	$28,699.23
FY 16-17	Rehabilitation Administration	$75,000.00
FY 17-18	Rehabilitation Administration	$65,000.00
FY 16-17	Victor Park	$15,109.48
FY 13-14	Housing Rehabilitation Treasury	$7,720.59
FY 14-15	Housing Rehabilitation Treasury	$243,930.00
FY 15-16	Housing Rehabilitation Treasury	$16,135.89
FY 16-17	Housing Rehabilitation Treasury	$32,893.98
FY 17-18	Housing Rehabilitation Treasury	$49,883.09
FY 16-17	Housing Rehabilitation Revolving	$13,906.50
FY 17-18	Housing Rehabilitation Revolving	$59,129.53
FY 16-17	General Administration	$4,803.55
FY 17-18	General Administration	$139,880.30
	Total CDBG Unexpended Balance (PR26, Part II, Line 16)	$1,137,491.35
FY 15-16	HOME-Affordable Housing	$70,161.62
FY 16-17	HOME-Affordable Housing	$138,668.53
FY 17-18	HOME-Affordable Housing	$192,757.00
	TOTAL HOME Affordable Housing	$401,587.15
FY 16-17	HOME Administration	$10,840.82
FY 17-18	HOME Administration	$21,400.00
	Total HOME Unexpended Balance	$433,827.97

PGM Year: 1994
Project: 0002 - CONVERTED CDBG ACTIVITIES
IDIS Activity: 2 - CDBG COMMITTED FUNDS ADJUSTMENT

Status: Open
Location:

Objective:
Outcome:
Matrix Code: Unprogrammed Funds (22)

National Objective:

Initial Funding Date: 01/01/0001

Description:

VIVIAN BALDWIN MADE AN ADJUSTMENT AS PER OUR REQUEST. SINCE CDBG FUNDS WERE USED FOR HOME PROJECTS IN PREVIOUS YEARS ANDWAS NEVER REIMBURSED.

Financing

	Fund Type	Grant Year	Grant	Funded Amount	Drawn In Program Year	Drawn Thru Program Year
CDBG	EN	Pre-2015		$6,955,950.32	$0.00	$0.00
		1989	B89MC480504		$0.00	$1,021,000.00
		1990	B90MC480504		$0.00	$975,000.00
		1991	B91MC480504		$0.00	$1,090,000.00
		1992	B92MC480504		$0.00	$1,127,000.00
		1993	B93MC480504		$0.00	$1,360,000.00
		1994	B94MC480504		$0.00	$1,414,288.16
		1999	B99MC480504		$0.00	($31,337.84)
		2013	B13MC480504		$0.00	($14.89)
		2014	B14MC480504		$0.00	$14.89
Total	**Total**			**$6,955,950.32**	**$0.00**	**$6,955,950.32**

Proposed Accomplishments

Actual Accomplishments

Number assisted:	Owner		Renter		Total		Person	
	Total	Hispanic	Total	Hispanic	Total	Hispanic	Total	Hispanic
White:					0	0		
Black/African American:					0	0		
Asian:					0	0		
American Indian/Alaskan Native:					0	0		
Native Hawaiian/Other Pacific Islander:					0	0		
American Indian/Alaskan Native & White:					0	0		
Asian White:					0	0		
Black/African American & White:					0	0		
American Indian/Alaskan Native & Black/African American:					0	0		
Other multi-racial:					0	0		
Asian/Pacific Islander:					0	0		
Hispanic:					0	0		
Total:	**0**	**0**	**0**	**0**	**0**	**0**	**0**	**0**
Female-headed Households:					0			

Income Category:

	Owner	Renter	Total	Person
Extremely Low			0	
Low Mod			0	
Moderate			0	
Non Low Moderate			0	
Total	0	0	0	0
Percent Low/Mod				

Annual Accomplishments

No data returned for this view. This might be because the applied filter excludes all data.

PGM Year: 2014
Project: 0004 - HR-HOUSING REHABILITATION ADMINISTRATION
IDIS Activity: 865 - HR-HOUSING REHABILITATION ADMINISTRATION

Status: Completed 11/9/2017 12:00:00 AM
Location: 502 E Tyler Ave Harlingen, TX 78550-9124

Objective: Provide decent affordable housing
Outcome: Sustainability
Matrix Code: Rehabilitation Administration (14H)
National Objective: LMH

Initial Funding Date: 12/08/2014

Description:
FUNDS WILL COVER PROJECT-RELATED COSTS ASSOCIATED WITH THE HOUSING REHABILITATIONRECONSTRUCTION PROJECTS, INCLUDING SERVICING EXISTING LOANS.

Financing

	Fund Type	Grant Year	Grant	Funded Amount	Drawn In Program Year	Drawn Thru Program Year
CDBG	EN	Pre-2015		$96,000.00	$0.00	$0.00
		2013	B13MC480504		$0.00	$5.00
		2014	B14MC480504		$2,315.57	$95,995.00
Total	**Total**			**$96,000.00**	**$2,315.57**	**$96,000.00**

Proposed Accomplishments

Actual Accomplishments

Number assisted:	Owner		Renter		Total		Person	
	Total	Hispanic	Total	Hispanic	Total	Hispanic	Total	Hispanic
White:	0	0	0	0	0	0		0
Black/African American:	0	0	0	0	0	0	0	0
Asian:	0	0	0	0	0	0	0	0
American Indian/Alaskan Native:	0	0	0	0	0	0	0	0
Native Hawaiian/Other Pacific Islander:	0	0	0	0	0	0	0	0
American Indian/Alaskan Native & White:	0	0	0	0	0	0	0	0
Asian White:	0	0	0	0	0	0	0	0
Black/African American & White:	0	0	0	0	0	0	0	0
American Indian/Alaskan Native & Black/African American:	0	0	0	0	0	0	0	0
Other multi-racial:	0	0	0	0	0	0	0	0
Asian/Pacific Islander:	0	0	0	0	0	0	0	0
Hispanic:	0	0	0	0	0	0	0	0
Total:	**0**	**0**	**0**	**0**	**0**	**0**	**0**	**0**
Female-headed Households:	0		0		0			

Income Category:

	Owner	Renter	Total	Person
Extremely Low	0	0	0	0
Low Mod	0	0	0	0
Moderate	0	0	0	0
Non Low Moderate	0	0	0	0
Total	0	0	0	0
Percent Low/Mod				

Annual Accomplishments

Years	Accomplishment Narrative	# Benefitting
2016	Staff has processed applications to determine eligibility. 7 homeowners are currently approved and plans & specifications are being developed.	
2017	Funding was used for administrative expenses related to the housing rehabilitation/reconstruction program.	

PGM Year: 2015
Project: 0010 - City of Harlingen Program Administration
IDIS Activity: 885 - ADM-General Administration of the CDBG/HOME Program

Status: Completed 9/27/2018 12:00:00 AM
Location: .

Objective:
Outcome:
Matrix Code: General Program Administration (21A)
National Objective:

Initial Funding Date: 12/28/2015
Description:

Funding for the general management, oversight, administration, and coordination of the CDBGHOME Program.
This activity is responsible for the planning, oversight, coordination, staff supervision, monitoring and evaluation, contracting, recordkeeping, and overall program management.
Technical assistance will also be provided for special projects that foster housing and community development opportunities.

Financing

	Fund Type	Grant Year	Grant	Funded Amount	Drawn In Program Year	Drawn Thru Program Year
CDBG	EN	2015	B15MC480504	$98,754.00	$0.00	$98,754.00
Total	**Total**			**$98,754.00**	**$0.00**	**$98,754.00**

Proposed Accomplishments

Actual Accomplishments

Number assisted:	Owner		Renter		Total		Person	
	Total	Hispanic	Total	Hispanic	Total	Hispanic	Total	Hispanic
White:					0	0		
Black/African American:					0	0		
Asian:					0	0		
American Indian/Alaskan Native:					0	0		
Native Hawaiian/Other Pacific Islander:					0	0		
American Indian/Alaskan Native & White:					0	0		
Asian White:					0	0		
Black/African American & White:					0	0		
American Indian/Alaskan Native & Black/African American:					0	0		
Other multi-racial:					0	0		
Asian/Pacific Islander:					0	0		
Hispanic:					0	0		
Total:	**0**	**0**	**0**	**0**	**0**	**0**	**0**	**0**
Female-headed Households:					0			

Income Category:

	Owner	Renter	Total	Person
Extremely Low			0	
Low Mod			0	
Moderate			0	
Non Low Moderate			0	
Total	0	0	0	0
Percent Low/Mod				

Annual Accomplishments

No data returned for this view. This might be because the applied filter excludes all data.

PGM Year: 2015
Project: 0006 - City of Harlingen Housing Rehabilitation
IDIS Activity: 886 - HR-Housing Rehabilitation Administration

Status: Open
Location: 502 E Tyler Ave Harlingen, TX 78550-9124

Objective: Provide decent affordable housing
Outcome: Sustainability
Matrix Code: Rehabilitation Administration (14H)
National Objective: LMH

Initial Funding Date: 12/28/2015

Description:

Funds will cover project-related costs associated with the Housing Rehabilitation/Reconstruction Loan Program, including the servicing of existing loans.

Financing

	Fund Type	Grant Year	Grant	Funded Amount	Drawn In Program Year	Drawn Thru Program Year
CDBG	EN	2015	B15MC480504	$73,017.37	$43,979.44	$44,318.14
Total	**Total**			**$73,017.37**	**$43,979.44**	**$44,318.14**

Proposed Accomplishments

Actual Accomplishments

Number assisted:	Owner		Renter		Total		Person	
	Total	Hispanic	Total	Hispanic	Total	Hispanic	Total	Hispanic
White:	0	0	0	0	0	0		0
Black/African American:	0	0	0	0	0	0	0	0
Asian:	0	0	0	0	0	0	0	0
American Indian/Alaskan Native:	0	0	0	0	0	0	0	0
Native Hawaiian/Other Pacific Islander:	0	0	0	0	0	0	0	0
American Indian/Alaskan Native & White:	0	0	0	0	0	0	0	0
Asian White:	0	0	0	0	0	0	0	0
Black/African American & White:	0	0	0	0	0	0	0	0
American Indian/Alaskan Native & Black/African American:	0	0	0	0	0	0	0	0
Other multi-racial:	0	0	0	0	0	0	0	0
Asian/Pacific Islander:	0	0	0	0	0	0	0	0
Hispanic:	0	0	0	0	0	0	0	0
Total:	**0**	**0**	**0**	**0**	**0**	**0**	**0**	**0**
Female-headed Households:	0		0		0			

Income Category:

	Owner	Renter	Total	Person
Extremely Low	0	0	0	0
Low Mod	0	0	0	0
Moderate	0	0	0	0
Non Low Moderate	0	0	0	0
Total	0	0	0	0
Percent Low/Mod				

Annual Accomplishments

Years	Accomplishment Narrative	# Benefitting
2015	Funding was used for costs associated with the implementation of the Housing Rehabilitation and Reconstruction Program such as salaries, title letters, inspections, etc.	
2016	Funding was utilized for costs associated with the implementation of the Housing Rehabilitation and Reconstruction Program such as salaries, title commitment letters, inspections, supplies,	
2017	Funding is being utilized for costs associated with the implementation of the Housing Rehabilitation and Reconstruction Program such as salaries, title commitment letters, inspections, supplies, etc.	

PGM Year: 2015
Project: 0011 - Clearance & Demolition
IDIS Activity: 902 - Clearance & Demolition

Status: Completed 1/2/2018 12:00:00 AM
Location: 502 E Tyler Ave Harlingen, TX 78550-9124

Objective: Create suitable living environments
Outcome: Sustainability
Matrix Code: Clearance and Demolition (04)
National Objective: SBS

Initial Funding Date: 09/01/2016

Description:

In coordination with the Texas National Guards Operation Crackdown Program, dilapidated structures that pose a serious health and safety hazard to the citizens of Harlingen will be demolished. These blighted structures include structures which have damaged roofing, missing or inoperable windows and doors, damaged flooring, walls, ceilings, and electrical and plumbing systems that are not up to codes.
Structures are also a haven for illegal activity.
The National Guard provides the necessary labor and equipment.

Financing

	Fund Type	Grant Year	Grant	Funded Amount	Drawn In Program Year	Drawn Thru Program Year
CDBG	EN	2015	B15MC480504	$35,000.00	$2,673.00	$35,000.00
Total	**Total**			**$35,000.00**	**$2,673.00**	**$35,000.00**

Proposed Accomplishments

Housing Units : 10

Annual Accomplishments

Years	Accomplishment Narrative	# Benefitting
2015	A substantial amendment was completed to allocate funding for the removal of unsafe structures. The environmental review record was completed by staff.	
2016	During this reporting year, a total of 29 unsafe structures were demolished in partnership with the Texas National Guard's Operation Crackdown.	
2017	The remaining funds were used to finish the demolition and removal of foundations for the structures located at 601-605 E. Monroe, 601 South M, 1911 Marchita, and 2105 New Combes.	

PGM Year: 2016
Project: 0003 - Parks, Recreation Facilities - Victor Pool
IDIS Activity: 910 - Victor Pool Improvements

Status: Open
Location: 502 E Tyler Ave Harlingen, TX 78550-9124

Objective: Create suitable living environments
Outcome: Availability/accessibility
Matrix Code: Parks, Recreational Facilities (03F)
National Objective: LMA

Initial Funding Date: 06/30/2017

Description:

Demolition and renovation of an existing community pool facility including the installation of new pumps, a new filtration system, and repair of any deficient railing or pool depth markers.

Financing

	Fund Type	Grant Year	Grant	Funded Amount	Drawn In Program Year	Drawn Thru Program Year
CDBG	EN	2016	B16MC480504	$109,471.32	$88,886.00	$88,886.00
Total	**Total**			**$109,471.32**	**$88,886.00**	**$88,886.00**

Proposed Accomplishments

Public Facilities : 3,510
Total Population in Service Area: 3,510
Census Tract Percent Low / Mod: 56.27

Annual Accomplishments

Years	Accomplishment Narrative	# Benefitting
2016	Plans and specs are drawn up for the bidding out of this project.	
2017	The demolition and renovation of an existing community pool facility including the installation of new pumps, a new filtration system, and repair of any deficient railing or pool depth markers was completed. 100% of funds have not been expended. Additional improvements will be made in the near future.	

PGM Year: 2016
Project: 0014 - General Administration of the CDBG Program
IDIS Activity: 912 - General Administration

Status: Open
Location: ,

Objective:
Outcome:
Matrix Code: General Program Administration (21A)
National Objective:

Initial Funding Date: 09/05/2017

Description:

To support the administrative costs related to the planning and execution of the CPD funded programs.

Financing

	Fund Type	Grant Year	Grant	Funded Amount	Drawn In Program Year	Drawn Thru Program Year
CDBG	EN	2016	B16MC480504	$159,000.00	$135,981.48	$154,196.45
Total	**Total**			**$159,000.00**	**$135,981.48**	**$154,196.45**

Proposed Accomplishments

Actual Accomplishments

Number assisted:	Owner		Renter		Total		Person	
	Total	Hispanic	Total	Hispanic	Total	Hispanic	Total	Hispanic
White:					0	0		
Black/African American:					0	0		
Asian:					0	0		
American Indian/Alaskan Native:					0	0		
Native Hawaiian/Other Pacific Islander:					0	0		
American Indian/Alaskan Native & White:					0	0		
Asian White:					0	0		
Black/African American & White:					0	0		
American Indian/Alaskan Native & Black/African American:					0	0		
Other multi-racial:					0	0		
Asian/Pacific Islander:					0	0		
Hispanic:					0	0		
Total:	**0**	**0**	**0**	**0**	**0**	**0**	**0**	**0**

Female-headed Households: 0

Income Category:

	Owner	Renter	Total	Person
Extremely Low			0	
Low Mod			0	
Moderate			0	
Non Low Moderate			0	
Total	0	0	0	0
Percent Low/Mod				

Annual Accomplishments

No data returned for this view. This might be because the applied filter excludes all data.

PGM Year: 2015
Project: 0006 - City of Harlingen Housing Rehabilitation
IDIS Activity: 917 - HR-Ignacio Rangel-922 W. Grant

Status: Open
Location: 922 W Grant Ave Harlingen, TX 78550-6324

Objective: Provide decent affordable housing
Outcome: Availability/accessibility
Matrix Code: Rehab; Single-Unit Residential (14A)
National Objective: LMH

Initial Funding Date: 04/04/2017

Description:

The Housing Rehabilitation and Reconstruction Program provides assistance to eligible low to moderate income homeowners to arrest the deterioration of substandard homes by either rehabilitation or reconstruction.
Assistance is in the form of a deferred loan, low interest loan or a combination of both.

Financing

	Fund Type	Grant Year	Grant	Funded Amount	Drawn In Program Year	Drawn Thru Program Year
CDBG	EN	Pre-2015		$9,780.00	$0.00	$0.00
	RL			$1,120.00	$900.00	$1,120.00
Total	**Total**			**$10,900.00**	**$900.00**	**$1,120.00**

Proposed Accomplishments

Housing Units : 1

Actual Accomplishments

Number assisted:	Owner		Renter		Total		Person	
	Total	Hispanic	Total	Hispanic	Total	Hispanic	Total	Hispanic
White:	0	0	0	0	0	0		0
Black/African American:	0	0	0	0	0	0	0	0
Asian:	0	0	0	0	0	0	0	0
American Indian/Alaskan Native:	0	0	0	0	0	0	0	0
Native Hawaiian/Other Pacific Islander:	0	0	0	0	0	0	0	0
American Indian/Alaskan Native & White:	0	0	0	0	0	0	0	0
Asian White:	0	0	0	0	0	0	0	0
Black/African American & White:	0	0	0	0	0	0	0	0
American Indian/Alaskan Native & Black/African American:	0	0	0	0	0	0	0	0
Other multi-racial:	0	0	0	0	0	0	0	0
Asian/Pacific Islander:	0	0	0	0	0	0	0	0
Hispanic:	0	0	0	0	0	0	0	0
Total:	**0**	**0**	**0**	**0**	**0**	**0**	**0**	**0**
Female-headed Households:	0		0		0			

Income Category:

	Owner	Renter	Total	Person
Extremely Low	0	0	0	0
Low Mod	0	0	0	0
Moderate	0	0	0	0
Non Low Moderate	0	0	0	0
Total	0	0	0	0
Percent Low/Mod				

Annual Accomplishments

Years	Accomplishment Narrative	# Benefitting
2016	Funds have been expended for the homeowners title report and radius report. The plans for the home to be reconstructed have been drafted and approved by the Windstorm Engineer.	
2017	Plans & specifications were drafted for the reconstruction of the home and notice to bidders has been released.	

PGM Year:	2015
Project:	0006 - City of Harlingen Housing Rehabilitation
IDIS Activity:	918 - HR-Tranquilino Ramirez-417 W. Marjory

Status: Open
Location: 417 W Marjory Ave Harlingen, TX 78550-4223

Objective: Provide decent affordable housing
Outcome: Availability/accessibility
Matrix Code: Rehab; Single-Unit Residential (14A)
National Objective: LMH

Initial Funding Date: 04/04/2017

Description:

The Housing Rehabilitation and Reconstruction Program provides assistance to eligible low to moderate income homeowners to arrest the deterioration of substandard homes by either rehabilitation or reconstruction.
Assistance is in the form of a deferred loan. low interest loan or a combination of both.

Financing

	Fund Type	Grant Year	Grant	Funded Amount	Drawn In Program Year	Drawn Thru Program Year
CDBG	EN	Pre-2015		$9,172.50	$0.00	$0.00
	RL			$1,977.50	$900.00	$1,977.50
Total	**Total**			**$11,150.00**	**$900.00**	**$1,977.50**

Proposed Accomplishments

Housing Units : 1

Actual Accomplishments

Number assisted:	Owner		Renter		Total		Person	
	Total	Hispanic	Total	Hispanic	Total	Hispanic	Total	Hispanic
White:	0	0	0	0	0	0		0
Black/African American:	0	0	0	0	0	0	0	0
Asian:	0	0	0	0	0	0	0	0
American Indian/Alaskan Native:	0	0	0	0	0	0	0	0
Native Hawaiian/Other Pacific Islander:	0	0	0	0	0	0	0	0
American Indian/Alaskan Native & White:	0	0	0	0	0	0	0	0
Asian White:	0	0	0	0	0	0	0	0
Black/African American & White:	0	0	0	0	0	0	0	0
American Indian/Alaskan Native & Black/African American:	0	0	0	0	0	0	0	0
Other multi-racial:	0	0	0	0	0	0	0	0
Asian/Pacific Islander:	0	0	0	0	0	0	0	0
Hispanic:	0	0	0	0	0	0	0	0
Total:	**0**	**0**	**0**	**0**	**0**	**0**	**0**	**0**
Female-headed Households:	0		0		0			

Income Category:

	Owner	Renter	Total	Person
Extremely Low	0	0	0	0
Low Mod	0	0	0	0
Moderate	0	0	0	0
Non Low Moderate	0	0	0	0
Total	0	0	0	0
Percent Low/Mod				

Annual Accomplishments

Years	Accomplishment Narrative	# Benefitting
2016	Funds have been expended for the homeowners title report and radius report. The plans for the home to be reconstructed have been drafted and approved by the Windstorm Engineer. The Environmental Review currently underway.	
2017	Plans & specifications were drafted for the reconstruction of the home and notice to bidders has been released.	

PGM Year: 2015
Project: 0006 - City of Harlingen Housing Rehabilitation
IDIS Activity: 919 - HR-Faustino Bermudez-1213 W. Grant

Status: Open
Location: 1213 W Grant Ave Harlingen, TX 78550-6327

Objective: Provide decent affordable housing
Outcome: Availability/accessibility
Matrix Code: Rehab: Single-Unit Residential (14A)
National Objective: LMH

Initial Funding Date: 04/17/2017

Description:

The Housing Rehabilitation and Reconstruction Program provides assistance to eligible low to moderate income homeowners to arrest the deterioration of substandard homes by either rehabilitation or reconstruction.
Assistance is in the form of a deferred loan, low interest loan or a combination of both.

Financing

	Fund Type	Grant Year	Grant	Funded Amount	Drawn In Program Year	Drawn Thru Program Year
CDBG	EN	Pre-2015		$9,780.00	$0.00	$0.00
	RL			$1,370.00	$900.00	$1,370.00
Total	**Total**			**$11,150.00**	**$900.00**	**$1,370.00**

Proposed Accomplishments

Housing Units : 1

Actual Accomplishments

Number assisted:	Owner		Renter		Total		Person	
	Total	Hispanic	Total	Hispanic	Total	Hispanic	Total	Hispanic
White:	0	0	0	0	0	0		0
Black/African American:	0	0	0	0	0	0	0	0
Asian:	0	0	0	0	0	0	0	0
American Indian/Alaskan Native:	0	0	0	0	0	0	0	0
Native Hawaiian/Other Pacific Islander:	0	0	0	0	0	0	0	0
American Indian/Alaskan Native & White:	0	0	0	0	0	0	0	0
Asian White:	0	0	0	0	0	0	0	0
Black/African American & White:	0	0	0	0	0	0	0	0
American Indian/Alaskan Native & Black/African American:	0	0	0	0	0	0	0	0
Other multi-racial:	0	0	0	0	0	0	0	0
Asian/Pacific Islander:	0	0	0	0	0	0	0	0
Hispanic:	0	0	0	0	0	0	0	0
Total:	**0**	**0**	**0**	**0**	**0**	**0**	**0**	**0**
Female-headed Households:	0		0		0			

Income Category:

	Owner	Renter	Total	Person
Extremely Low	0	0	0	0
Low Mod	0	0	0	0
Moderate	0	0	0	0
Non Low Moderate	0	0	0	0
Total	0	0	0	0
Percent Low/Mod				

Annual Accomplishments

Years	Accomplishment Narrative	# Benefitting
2016	Funds have been expended for the homeowners title report and radius report. The plans for the home to be reconstructed have been drafted and approved by the Windstorm Engineer. The Environmental Review currently underway.	
2017	Plans & specifications were drafted for the reconstruction of the home and notice to bidders has been released.	

PGM Year: 2017
Project: 0003 - Amigos Del Valle, Inc. Senior Services
IDIS Activity: 925 - Amigos Del Valle-Home delivered meals

Status: Completed 9/30/2018 12:00:00 AM
Location: 502 E Tyler Ave Harlingen, TX 78550-9124

Objective: Create suitable living environments
Outcome: Availability/accessibility
Matrix Code: Senior Services (05A)
National Objective: LMC

Initial Funding Date: 11/14/2017

Description:

Through the Senior Home-Delivered Lunch Meals Project, meals will be prepared at the Casa de Amigos #3 Senior Nutrition Center located at 402 N. New Hampshire St., Harlingen, TX and delivered to the respective homes of seven (7) homebound elderly residents over a period of 230 service days.

Financing

	Fund Type	Grant Year	Grant	Funded Amount	Drawn In Program Year	Drawn Thru Program Year
CDBG	EN	2017	B17MC480504	$8,000.00	$8,000.00	$8,000.00
Total	**Total**			**$8,000.00**	**$8,000.00**	**$8,000.00**

Proposed Accomplishments

People (General) : 7

Actual Accomplishments

Number assisted:	Owner		Renter		Total		Person	
	Total	Hispanic	Total	Hispanic	Total	Hispanic	Total	Hispanic
White:	0	0	0	0	0	0	12	12
Black/African American:	0	0	0	0	0	0	0	0
Asian:	0	0	0	0	0	0	0	0
American Indian/Alaskan Native:	0	0	0	0	0	0	0	0
Native Hawaiian/Other Pacific Islander:	0	0	0	0	0	0	0	0
American Indian/Alaskan Native & White:	0	0	0	0	0	0	0	0
Asian White:	0	0	0	0	0	0	0	0
Black/African American & White:	0	0	0	0	0	0	0	0
American Indian/Alaskan Native & Black/African American:	0	0	0	0	0	0	0	0
Other multi-racial:	0	0	0	0	0	0	0	0
Asian/Pacific Islander:	0	0	0	0	0	0	0	0
Hispanic:	0	0	0	0	0	0	0	0
Total:	**0**	**0**	**0**	**0**	**0**	**0**	**12**	**12**
Female-headed Households:	0		0		0			

Income Category:

	Owner	Renter	Total	Person
Extremely Low	0	0	0	6
Low Mod	0	0	0	6
Moderate	0	0	0	0
Non Low Moderate	0	0	0	0
Total	0	0	0	12
Percent Low/Mod				100.0%

Annual Accomplishments

Years	Accomplishment Narrative	# Benefitting
2017	A total of 12 elderly home bound residents received daily hot meals through the funding of this activity.	

PGM Year: 2017
Project: 0004 - Boys & Girls Club Youth Services
IDIS Activity: 928 - Boys & Girls Club - Youth Services

Status: Completed 9/27/2018 12:00:00 AM
Location: 502 E Tyler Ave Harlingen, TX 78550-9124

Objective: Create suitable living environments
Outcome: Availability/accessibility
Matrix Code: Youth Services (05D)
National Objective: LMC

Initial Funding Date: 11/21/2017

Description:
Provide enhanced and expanded recreational, educational, and family services to children.

Financing

	Fund Type	Grant Year	Grant	Funded Amount	Drawn In Program Year	Drawn Thru Program Year
CDBG	EN	2017	B17MC480504	$60,000.00	$60,000.00	$60,000.00
Total	**Total**			**$60,000.00**	**$60,000.00**	**$60,000.00**

Proposed Accomplishments

People (General) : 1,000

Actual Accomplishments

Number assisted:	Owner		Renter		Total		Person	
	Total	Hispanic	Total	Hispanic	Total	Hispanic	Total	Hispanic
White:	0	0	0	0	0	0	661	656
Black/African American:	0	0	0	0	0	0	0	0
Asian:	0	0	0	0	0	0	0	0
American Indian/Alaskan Native:	0	0	0	0	0	0	0	0
Native Hawaiian/Other Pacific Islander:	0	0	0	0	0	0	0	0
American Indian/Alaskan Native & White:	0	0	0	0	0	0	0	0
Asian White:	0	0	0	0	0	0	0	0
Black/African American & White:	0	0	0	0	0	0	0	0
American Indian/Alaskan Native & Black/African American:	0	0	0	0	0	0	0	0
Other multi-racial:	0	0	0	0	0	0	0	0
Asian/Pacific Islander:	0	0	0	0	0	0	0	0
Hispanic:	0	0	0	0	0	0	0	0
Total:	**0**	**0**	**0**	**0**	**0**	**0**	**661**	**656**
Female-headed Households:	0		0		0			

Income Category:

	Owner	Renter	Total	Person
Extremely Low	0	0	0	592
Low Mod	0	0	0	62
Moderate	0	0	0	7
Non Low Moderate	0	0	0	0
Total	0	0	0	661
Percent Low/Mod				100.0%

Annual Accomplishments

Years	Accomplishment Narrative	# Benefitting
2017	The Club provided recreational and educational programs for youth between the ages of 6 and 18 years at club locations within the city limits.	

PGM Year: 2017
Project: 0006 - Court-Appointed Special Advocates (CASA) Abused and Neglected Children Services
IDIS Activity: 929 - Court-Appointed Special Advocates (CASA) Abused and Neglected Children Services

Status: Completed 9/30/2018 12:00:00 AM
Location: 1740 Boca Chica Blvd Brownsville, TX 78520-8132

Objective: Create suitable living environments
Outcome: Availability/accessibility
Matrix Code: Abused and Neglected Children (05N)
National Objective: LMC

Initial Funding Date: 11/21/2017

Description:

CASA of Cameron and Willacy Counties, Inc.'s mission is to empower ordinary citizens to serve as officers of the court and be an independent voice for children who have been removed from their homes because of abuse andor neglect.

Financing

	Fund Type	Grant Year	Grant	Funded Amount	Drawn In Program Year	Drawn Thru Program Year
CDBG	EN	2017	B17MC480504	$20,000.00	$20,000.00	$20,000.00
Total	**Total**			**$20,000.00**	**$20,000.00**	**$20,000.00**

Proposed Accomplishments

People (General) : 155

Actual Accomplishments

Number assisted:	Owner		Renter		Total		Person	
	Total	Hispanic	Total	Hispanic	Total	Hispanic	Total	Hispanic
White:	0	0	0	0	0	0	92	92
Black/African American:	0	0	0	0	0	0	0	0
Asian:	0	0	0	0	0	0	0	0
American Indian/Alaskan Native:	0	0	0	0	0	0	0	0
Native Hawaiian/Other Pacific Islander:	0	0	0	0	0	0	0	0
American Indian/Alaskan Native & White:	0	0	0	0	0	0	0	0
Asian White:	0	0	0	0	0	0	0	0
Black/African American & White:	0	0	0	0	0	0	0	0
American Indian/Alaskan Native & Black/African American:	0	0	0	0	0	0	0	0
Other multi-racial:	0	0	0	0	0	0	0	0
Asian/Pacific Islander:	0	0	0	0	0	0	0	0
Hispanic:	0	0	0	0	0	0	0	0
Total:	**0**	**0**	**0**	**0**	**0**	**0**	**92**	**92**
Female-headed Households:	0		0		0			

Income Category:

	Owner	Renter	Total	Person
Extremely Low	0	0	0	91
Low Mod	0	0	0	1
Moderate	0	0	0	0
Non Low Moderate	0	0	0	0
Total	0	0	0	92
Percent Low/Mod				100.0%

Annual Accomplishments

Years	Accomplishment Narrative	# Benefitting
2017	Special advocates were appointed by the Child Protection Court to safeguard the best interest of Harlingen children in foster care and ensure they are placed in a safe, permanent home as quickly as possible.	

PGM Year: 2017
Project: 0005 - Family Crisis Center Abused/Neglected Children Services
IDIS Activity: 930 - Family Crisis Center Abused/Neglected Children Services

Status: Completed 9/30/2018 12:00:00 AM
Location: 616 W Taylor St Harlingen, TX 78550-6664

Objective: Create suitable living environments
Outcome: Availability/accessibility
Matrix Code: Abused and Neglected Children (05N)
National Objective: LMC

Initial Funding Date: 11/21/2017

Description:

Providing advocacy services, counseling, and nonviolent play activities to children residing in the domestic violence emergency shelter.

Financing

	Fund Type	Grant Year	Grant	Funded Amount	Drawn In Program Year	Drawn Thru Program Year
CDBG	EN	2017	B17MC480504	$11,953.00	$11,953.00	$11,953.00
Total	**Total**			**$11,953.00**	**$11,953.00**	**$11,953.00**

Proposed Accomplishments

People (General) : 140

Actual Accomplishments

Number assisted:	Owner		Renter		Total		Person	
	Total	Hispanic	Total	Hispanic	Total	Hispanic	Total	Hispanic
White:	0	0	0	0	0	0	117	116
Black/African American:	0	0	0	0	0	0	4	4
Asian:	0	0	0	0	0	0	0	0
American Indian/Alaskan Native:	0	0	0	0	0	0	0	0
Native Hawaiian/Other Pacific Islander:	0	0	0	0	0	0	0	0
American Indian/Alaskan Native & White:	0	0	0	0	0	0	0	0
Asian White:	0	0	0	0	0	0	0	0
Black/African American & White:	0	0	0	0	0	0	0	0
American Indian/Alaskan Native & Black/African American:	0	0	0	0	0	0	0	0
Other multi-racial:	0	0	0	0	0	0	0	0
Asian/Pacific Islander:	0	0	0	0	0	0	0	0
Hispanic:	0	0	0	0	0	0	0	0
Total:	**0**	**0**	**0**	**0**	**0**	**0**	**121**	**120**
Female-headed Households:	0		0		0			

Income Category:

	Owner	Renter	Total	Person
Extremely Low	0	0	0	120
Low Mod	0	0	0	1
Moderate	0	0	0	0
Non Low Moderate	0	0	0	0
Total	0	0	0	121
Percent Low/Mod				100.0%

Annual Accomplishments

Years	Accomplishment Narrative	# Benefitting
2017	Assisted child victims of domestic violence with advocacy, case management, peer counseling, and after school activities.	

PGM Year: 2017
Project: 0001 - Clearance & Demolition
IDIS Activity: 931 - Clearance & Demolition of Unsafe Structures

Status: Completed 9/27/2018 12:00:00 AM
Location: 1018 E Pierce Ave Harlingen, TX 78550-7288

Objective: Create suitable living environments
Outcome: Sustainability
Matrix Code: Clearance and Demolition (04)
National Objective: SBS

Initial Funding Date: 11/22/2017
Description:
Soft costs related to the removal of substandard residential structures.

Financing

	Fund Type	Grant Year	Grant	Funded Amount	Drawn In Program Year	Drawn Thru Program Year
CDBG	EN	2017	B17MC480504	$43,819.70	$43,819.70	$43,819.70
Total	**Total**			**$43,819.70**	**$43,819.70**	**$43,819.70**

Proposed Accomplishments

Housing Units : 29

Annual Accomplishments

Years	Accomplishment Narrative	# Benefitting
2017	A total of 24 unsafe structures that are a haven for illegal activity were demolished by the Texas National Guard on 16 sites throughout the city.	

PGM Year: 2017
Project: 0002 - CDBG Street Improvements-Buchanan Avenue
IDIS Activity: 935 - Buchanan Street Improvements

Status: Open
Location: 409 E Buchanan St Harlingen, TX 78550-7077

Objective: Create suitable living environments
Outcome: Availability/accessibility
Matrix Code: Street Improvements (03K)
National Objective: LMA

Initial Funding Date: 03/23/2018

Description:

Street improvements on Buchanan Avenue from A Street to Commerce Street a distance of 2,030 linear feet or .38 miles.

Financing

	Fund Type	Grant Year	Grant	Funded Amount	Drawn In Program Year	Drawn Thru Program Year
CDBG	EN	2017	B17MC480504	$397,877.91	$17,954.54	$17,954.54
Total	**Total**			**$397,877.91**	**$17,954.54**	**$17,954.54**

Proposed Accomplishments

People (General) : 620
Total Population in Service Area: 620
Census Tract Percent Low / Mod: 54.03

Annual Accomplishments

Years	Accomplishment Narrative	# Benefitting
2017	The contract was awarded to RDH Site and Concrete on August 1, 2018. Construction commenced on August 24, 2018. Project is underway with an anticipated date of completion of November 26, 2018.	

Total Funded Amount: **$8,102,043.62**
Total Drawn Thru Program Year: **$7,639,299.65**
Total Drawn In Program Year: **$438,262.73**

PR03 - HARLINGEN
Page: 1 of 1

Page by:
Grantee: HARLINGEN
Rpt Program Year: 2017

Year	PID	Project Name	IDIS Activity #	Activity Name	Description	NatObj	PctLM	MTX	Status	Objectives	Outcomes	Fund Dt	Funded	Draw Thru Amount	Draw In Amount	Balance	Accomp Type	Report Year	Actual By Year	Total Race	Persons-X Low	Persons-Low	Persons-Mod	Persons-Total	Persons-PCT-LM	White Persons	WhiteH Persons	Black Persons	BlackH Persons	Total	TotalH	Accomplishment Narrative
1994	0002	CONVERTED CDBG ACTIVITIES	2	CDBG COMMITTED FUNDS ADJUSTMENT	VIVIAN BALDWIN MADE AN ADJUSTMENT AS PER OUR REQUEST, SINCE CDBG FUNDS WERE USED FOR HOME PROJECTS IN PREVIOUS YEARS ANDWAS NEVER REIMBURSED.	0	0	22	O	0	0	1/1/0001	6,955,950.32	6,955,950.32	0.00	0.00	0	0	0	0	0	0	0	0	0	0	0	0	0	0	0	0

Year	PID	Project Name	IDIS Activity #	Activity Name	Description	NatObj	PctLM	MTX	Status	Objectives	Outcomes	Fund Dt	Funded	Draw Thru Amount	Draw In Amount	Balance	Accomp Type	Report Year	Actual By Year	Total Race	Persons-X Low	Persons-Low	Persons-Mod	Persons-Total	Persons-PCT-LM	White Persons	WhiteH Persons	Black Persons	BlackH Persons	Total	TotalH	Accomplishment Narrative
2014	0004	HR-HOUSING REHABILITATION ADMINISTRATION	865	HR-HOUSING REHABILITATION ADMINISTRATION	FUNDS WILL COVER PROJECT-RELATED COSTS ASSOCIATED WITH THE HOUSING REHABILITATIONRECONSTRUCTION PROJECTS, INCLUDING SERVICING EXISTING LOANS.	LMH	0	14H	C	2	3	12/8/2014	96,000.00	96,000.00	2,315.57	0.00	10	2016, 2017	0,0	0	0	0	0	0	0	0	0	0	0	0	0	0	(PY16): Staff has processed applications to determine eligibility. 7 homeowners are currently approved and plans & specifications are being developed.. (PY17): Funding was used for administrative expenses related to the housing rehabilitation/reconstruction program.
2015	0006	City of Harlingen Housing Rehabilitation	886	HR-Housing Rehabilitation Administration	Funds will cover project-related costs associated with the Housing Rehabilitation Reconstruction Loan Program, including the servicing of existing loans.	LMH	0	14H	O	2	3	12/28/2015	73,017.37	44,318.14	43,979.44	28,699.23	10	2015, 2016, 2017	0,0,0	0	0	0	0	0	0	0	0	0	0	0	0	0	(PY15): Funding was used for costs associated with the implementation of the Housing Rehabilitation and Reconstruction Program such as salaries, title letters, inspections, etc.. (PY16): Funding was utilized for costs associated with the implementation of the Housing Rehabilitation and Reconstruction Program such as salaries, title commitment letters, inspections, supplies, etc.. (PY17): Funding is being utilized for costs associated with the implementation of the Housing Rehabilitation and Reconstruction Program such as salaries, title commitment letters, inspections, supplies, etc.

Year	PID	Project Name	IDIS Activity #	Activity Name	Description	NatObj	PctLM	MTX	Status	Objectives	Outcomes	Fund Dt	Funded	Draw Thru Amount	Draw In Amount	Balance	Accomp Type	Report Year	Actual By Year	Total Race	Persons-X Low	Persons-Low	Persons-Mod	Persons-Total	Persons-PCT-LM	White Persons	WhiteH Persons	Black Persons	BlackH Persons	Total	TotalH	Accomplishment Narrative
2015	0006	City of Harlingen Housing Rehabilitation	917	HR-Ignacio Rangel-922 W. Grant	The Housing Rehabilitation and Reconstructio n Program provides assistance to eligible low to moderate income homeowners to arrest the deterioration of substandard homes by either rehabilitation or reconstruction	LMH	0	14A	O	2	1	4/4/2017	10,900.00	1,120.00	900.00	9,780.00	10	2016, 2017	0,0	0	0	0	0	0	0	0	0	0	0	0	0	(PY16): Funds have been expended for the homeowners title report and radius report. The plans for the home to be reconstructed have been drafted and approved by the Windstorm Engineer. Plans and specifications are being drafted, construction should be awarded in April.. (PY17): Plans & specifications were drafted for the reconstruction of the home and notice to bidders has been released.
2015	0006	City of Harlingen Housing Rehabilitation	918	HR-Tranquilino Ramirez-417 W. Marjory	The Housing Rehabilitation and Reconstructio n Program provides assistance to eligible low to moderate income homeowners to arrest the deterioration of substandard homes by either rehabilitation or reconstruction	LMH	0	14A	O	2	1	4/4/2017	11,150.00	1,977.50	900.00	9,172.50	10	2016, 2017	0,0	0	0	0	0	0	0	0	0	0	0	0	0	(PY16): Funds have been expended for the homeowners title report and radius report. The plans for the home to be reconstructed have been drafted and approved by the Windstorm Engineer. The Environmental Review currently underway.. (PY17): Plans & specifications were drafted for the reconstruction of the home and notice to bidders has been released.

Year	PID	Project Name	IDIS Activity #	Activity Name	Description	NatObj	PctLM	MTX	Status	Objectives	Outcomes	Fund Dt	Funded	Draw Thru Amount	Draw In Amount	Balance	Accomp Type	Report Year	Actual By Year	Total Race	Persons-X Low	Persons-Low	Persons-Mod	Persons-Total	Persons-PCT-LM	White Persons	WhiteH Persons	Black Persons	BlackH Persons	Total	TotalH	Accomplishment Narrative
2015	0006	City of Harlingen Housing Rehabilitation	919	HR-Faustino Bermudez-1213 W. Grant	The Housing Rehabilitation and Reconstructio n Program provides assistance to eligible low to moderate income homeowners to arrest the deterioration of substandard homes by either rehabilitation or reconstruction	LMH	0	14A	O	2	1	4/17/2017	11,150.00	1,370.00	900.00	9,780.00	10	2016, 2017	0,0	0	0	0	0	0	0	0	0	0	0	0	0	(PY16): Funds have been expended for the homeowners title report and radius report. The plans for the home to be reconstructed have been drafted and approved by the Windstorm Engineer. The Environmental Review currently underway.. (PY17): Plans & specifications were drafted for the reconstruction of the home and notice to bidders has been released.
2015	0010	City of Harlingen Program Administration	885	ADM-General Administration of the CDBG/HOME Program	Funding for the general management, oversight, administration , and coordination of the CDBGHOME	0	0	21A	C	0	0	12/28/2015	98,754.00	98,754.00	0.00	0.00	0	0	0	0	0	0	0	0	0	0	0	0	0	0	0	0

Year	PID	Project Name	IDIS Activity #	Activity Name	Description	NatObj	PctLM	MTX	Status	Objectives	Outcomes	Fund Dt	Funded	Draw Thru Amount	Draw In Amount	Balance	Accomp Type	Report Year	Actual By Year	Total Race	Persons-X Low	Persons-Low	Persons-Mod	Persons-Total	Persons-PCT-LM	White Persons	WhiteH Persons	Black Persons	BlackH Persons	Total	TotalH	Accomplishment Narrative
2015	0011	Clearance & Demolition	902	Clearance & Demolition	In coordination with the Texas National Guards Operation Crackdown Program, dilapidated structures that pose a serious health and safety hazard to the citizens of Harlingen will be demolished. These blighted structures include structures	SBS	0	04	C	1	3	9/1/2016	35,000.00	35,000.00	2,673.00	0.00	10	2015, 2016, 2017	0,29, 4	0	0	0	0	0	0	0	0	0	0	0	0	(PY15): A substantial amendment was completed to allocate funding for the removal of unsafe structures. The environmental review record was completed by staff.. (PY16): During this reporting year, a total of 29 unsafe structures were demolished in partnership with the Texas National Guard's Operation Crackdown.. (PY17): The remaining funds were used to finish the demolition and removal of foundations for the structures located at 601-605 E. Monroe, 601 South M, 1911 Marchita, and 2105 New Combes.
2016	0003	Parks, Recreation Facilities - Victor Pool	910	Victor Pool Improvements	Demolition and renovation of an existing community pool facility including the installation of new pumps, a new filtration system, and repair of any deficient railing or pool depth markers.	LMA	56.27	03F	O	1	1	6/30/2017	109,471.32	88,886.00	88,886.00	20,585.32	11	2016, 2017	0,0	0	0	0	0	0	0	0	0	0	0	0	0	(PY16): Plans and specs are drawn up for the bidding out of this project.. (PY17): The demolition and renovation of an existing community pool facility including the installation of new pumps, a new filtration system, and repair of any deficient railing or pool depth markers was completed. 100% of funds have not been expended. Additional improvements will be made in the near future.

Year	PID	Project Name	IDIS Activity #	Activity Name	Description	NatObj	PctLM	MTX	Status	Objectives	Outcomes	Fund Dt	Funded	Draw Thru Amount	Draw In Amount	Balance	Accomp Type	Report Year	Actual By Year	Total Race	Persons-X Low	Persons-Low	Persons-Mod	Persons-Total	Persons-PCT-LM	White Persons	WhiteH Persons	Black Persons	BlackH Persons	Total	TotalH	Accomplishment Narrative
2016	0014	General Administration of the CDBG Program	912	General Administration	To support the administrative costs related to the planning and execution of the CPD funded programs.	0	0	21A	O	0	0	9/5/2017	159,000.00	154,196.45	135,981.48	4,803.55	0	0	0	0	0	0	0	0	0	0	0	0	0	0	0	0
2017	0001	Clearance & Demolition	931	Clearance & Demolition of Unsafe Structures	Soft costs related to the removal of substandard residential structures.	SBS	0	04	C	1	3	11/22/2017	43,819.70	43,819.70	43,819.70	0.00	10	2017	24	0	0	0	0	0	0	0	0	0	0	0	0	0	(PY17): A total of 24 unsafe structures that are a haven for illegal activity were demolished by the Texas National Guard on 16 sites throughout the city.
2017	0002	CDBG Street Improvements-Buchanan Avenue	935	Buchanan Street Improvements	Street improvements on Buchanan Avenue from A Street to Commerce Street a distance of 2,030 linear feet or .38 miles.	LMA	54.03	03K	O	1	1	3/23/2018	397,877.91	17,954.54	17,954.54	379,923.37	01	2017	0	0	0	0	0	0	0	0	0	0	0	0	0	0	(PY17): The contract was awarded to RDH Site and Concrete on August 1, 2018. Construction commenced on August 24, 2018. Project is underway with an anticipated date of completion of November 26, 2018.

Year	PID	Project Name	IDIS Activity #	Activity Name	Description	NatObj	PctLM	MTX	Status	Objectives	Outcomes	Fund Dt	Funded	Draw Thru Amount	Draw In Amount	Balance	Accomp Type	Report Year	Actual By Year	Total Race	Persons-X Low	Persons-Low	Persons-Mod	Persons-Total	Persons-PCT-LM	White Persons	WhiteH Persons	Black Persons	BlackH Persons	Total	TotalH	Accomplishment Narrative
2017	0003	Amigos Del Valle, Inc. Senior Services	925	Amigos Del Valle-Home delivered meals	Through the Senior Home-Delivered Lunch Meals Project, meals will be prepared at the Casa de Amigos #3 Senior Nutrition Center located at 402 N. New Hampshire St., Harlingen, TX and delivered to the respective homes of seven (7) homebound elderly residents over a period of 230 service days.	LMC	0	05A	C	1	1	11/14/2017	8,000.00	8,000.00	8,000.00	0.00	01	2017	12	12	6	6	0	12	1	12	12	0	0	12	12	(PY17): A total of 12 elderly home bound residents received daily hot meals through the funding of this activity.
2017	0004	Boys & Girls Club Youth Services	928	Boys & Girls Club - Youth Services	Provide enhanced and expanded recreational, educational, and family services to children.	LMC	0	05D	C	1	1	11/21/2017	60,000.00	60,000.00	60,000.00	0.00	01	2017	661	661	592	62	7	661	1	661	656	0	0	661	656	(PY17): The Club provided recreational and educational programs for youth between the ages of 6 and 18 years at club locations within the city limits.

Year	PID	Project Name	IDIS Activity #	Activity Name	Description	NatObj	PctLM	MTX	Status	Objectives	Outcomes	Fund Dt	Funded	Draw Thru Amount	Draw In Amount	Balance	Accomp Type	Report Year	Actual By Year	Total Race	Persons-X Low	Persons-Low	Persons-Mod	Persons-Total	Persons-PCT-LM	White Persons	WhiteH Persons	Black Persons	BlackH Persons	Total	TotalH	Accomplishment Narrative
2017	0005	Family Crisis Center Abused/Neglected Children Services	930	Family Crisis Center Abused/Neglected Children Services	Providing advocacy services, counseling, and nonviolent play activities	LMC	0	05N	C	1	1	11/21/2017	11,953.00	11,953.00	11,953.00	0.00	01	2017	121	121	120	1	0	121	1	117	116	4	4	121	120	(PY17): Assisted child victims of domestic violence with advocacy, case management, peer counseling, and after school activities.
2017	0006	Court-Appointed Special Advocates (CASA) Abused and Neglected Children Services	929	Court-Appointed Special Advocates (CASA) Abused and Neglected Children Services	CASA of Cameron and Willacy Counties, Inc.'s mission is to empower ordinary citizens to serve as officers of the court and be an independent voice for children who have been removed from their homes because of abuse and/or neglect.	LMC	0	05N	C	1	1	11/21/2017	20,000.00	20,000.00	20,000.00	0.00	01	2017	92	92	91	1	0	92	1	92	92	0	0	92	92	(PY17): Special advocates were appointed by the Child Protection Court to safeguard the best interest of Harlingen children in foster care and ensure they are placed in a safe, permanent home as quickly as possible.
													$ 1,146,093.30	$ 683,349.33	$ 438,262.73				886	809	70	7	886	4	882	876	4	4	886	880	

					CON PLAN GOALS 2015-2019			ACTION PLAN GOALS 2015-2016			ACTION PLAN GOALS 2016-2017			ACTION PLAN GOALS 2017-2018			ACTION PLAN GOALS FOR Four Years		
Goal	Category	Source / Amount	Indicator	Unit of Measure	Expected - Strategic Plan	Actual – Strategic Plan	Percent Complete	Expected – Program Year	Actual – Program Year	Percent Complete	Expected – Program Year	Actual – Program Year	Percent Complete	Expected - Program Year	Actual - Program Year	Percent Complete	Expected Program Year	Actual – Program Year	Percent Complete
Administration Objective	Administration	HOME: $	Other	Other	0	0	0.00%	1	0	0.00%	1	0	0.00%	1	0	0.00%	0	1	0.00%
Demolition of Unsafe Structures Objective	Non-Housing Community Development	CDBG: $	Buildings Demolished	Buildings	31	14	258.06%	12	33	0.00%	0	0	0.00%	29	24	82.76%	39	45	700.00%
Family Crisis Center & CASA Domestic Violence Objective	Non-Homeless Special Needs Non-Housing Community Development	CDBG: $	Public service activities other than Low/Moderate Income Housing Benefit	Persons Assisted	339	572	168.78%	68	137	338.33%	111 111	111 111	82.22% 71.91%	140 153	121 92	86.43% 59.35%	0	0	0.00%
Domestic Violence Objective	Non-Homeless Special Needs Non-Housing Community Development	CDBG: $	Homeless Person Overnight Shelter	Persons Assisted	0	125	0.00%	0	125		0	0	0.00%			#DIV/0! #DIV/0!	0	0	
Sunshine Haven Healthcare Services Objective	Non-Homeless Special Needs Non-Housing Community Development	CDBG: $	Public service activities other than Low/Moderate Income Housing Benefit	Persons Assisted	347	95	14.41%	67	20	29.85%	23	30	130.43%			#DIV/0! #DIV/0!	0	0	0.00%
Affordable Housing Objective	Affordable Housing	HOME: $	Rehabilitated	Household Housing Unit	20	0	0.00%	3	3	0.00%	2	3	50.00%	2	0	0.00%	0	3	#DIV/0!
Home/Sims	Affordable Housing	HOME: $	Rehabilitated	Household Housing Unit	0	0	#DIV/0!						#DIV/0!			#DIV/0!	2	2	100.00%
Housing Development Objective	Affordable Housing	HOME: $	Homeowner Housing Added	Household Housing Unit	34	16	47.06%	2	0	0.00%	0	0	0.00%	1	0	0.00%	0	2	0.00%
Housing Development Objective	Affordable Housing	HOME: $	Direct Financial Assistance to Homebuyers	Households Assisted	34	0	0.00%	6	0	0.00%	4	9	140.00%	7	13	185.86%	0	0	0.00%
Infrastructure Objective	Non-Housing Community Development	CDBG: $	Public Facility or Infrastructure Activities other than Low/Moderate Income Housing Benefit	Persons Assisted	8812	2778	31.49%	1675	1675	100.00%	1091	1091	100.00%	625		0.00%	0	0	0.00%
Denham Park and Recreation Facilities Objective	Non-Housing Community Development	CDBG: $	Public Facility or Infrastructure Activities other than Low/Moderate Income Housing Benefit	Persons Assisted	12000	6045	0.00%	6045	6045	0.00%	0	0	#DIV/0!			#DIV/0!	0	0	0.00%
Fiscal Park and Recreation Facilities Objective 2	Non-Housing Community Development	CDBG: $	Public Facility or Infrastructure Activities other than Low/Moderate Income Housing Benefit	Persons Assisted	4635	0	0.00%	4635	0	0.00%	3510	0	0.00%			#DIV/0!	0	0	0.00%
Lon C Hill Pool	Non-Housing Community Development	CDBG: $	Public Facility or Infrastructure Activities other than Low/Moderate Income Housing Benefit	Persons Assisted									#DIV/0!			#DIV/0!	2280	2280	100.00%
Rangerville Park	Non-Housing Community Development	CDBG: $	Public Facility or Infrastructure Activities other than Low/Moderate Income Housing Benefit	Persons Assisted									#DIV/0!			#DIV/0!	3389	3389	100.00%
Westbrook Park	Non-Housing Community Development	CDBG: $	Public Facility or Infrastructure Activities other than Low/Moderate Income Housing Benefit	Persons Assisted									#DIV/0!			#DIV/0!	3665	3665	100.00%
Amigos Del Valle Senior Services - Meals Objective	Non-Homeless Special Needs	CDBG: $	Public service activities other than Low/Moderate Income Housing Benefit	Persons Assisted	307	33	10.77%	7	9	128.57%	7	7	100.00%	7	12	171.43%	0	0	0.00%
Boys Club Youth Services Objective	Non-Homeless Special Needs Non-Housing Community Development	CDBG: $	Public service activities other than Low/Moderate Income Housing Benefit	Persons Assisted	5625	2427	43.15%	1125	1125	100.00%	1200	614	58.82%	1200	661	55.08%	0	0	0.00%
Girl Scouts Youth Services Objective 2	Non-Homeless Special Needs Non-Housing Community Development	CDBG: $	Public service activities other than Low/Moderate Income Housing Benefit	Persons Assisted	2325	346	14.84%	465	346	74.19%						#DIV/0! #DIV/0!	0	0	0.00%
CDOS	Affordable Housing Homeless Objective Non-Housing Community Development Housing Assistance Fair Housing Outreach and Education	CDBG: $	Public service activities other than Low/Moderate Income Housing Benefit	Persons Assisted	0	39	0.00%	0	0	0.00%	300	29	29.00%			#DIV/0!	0	0	0.00%

Accomplishments Associated With a Single Strategic Plan Goal

Goal		Category	Funding Source & Amount	Outcome Indicator	Outcome Unit of Measure	Outcome Expected - Strategic Plan	Outcome Actual - Strategic Plan	Percent Complete	Outcome Expected - Program Year	Outcome Actual - Program Year	Percent Complete
Administration Objective	1	Administration	CDBG: $ / HOME: $	Other	Other	5	0	0.00%	1	0	0.00%
Infrastructure Objective	2	Non-Housing Community Development	CDBG: $	Public Facility or Infrastructure Activities other than Low/Moderate Income Housing Benefit	Persons Assisted	8812	2755	31.26%	620	0	0.00%
Park and Recreation Facilities	3	Non-Housing Community Development	CDBG: $	Public Facility or Infrastructure Activities other than Low/Moderate Income Housing Benefit	Persons Assisted	12690	6345	50.00%			
Senior Services - Meals Objective	4	Non-Homeless Special Needs	CDBG: $	Public service activities other than Low/Moderate Income Housing Benefit	Persons Assisted	167	28	16.77%	7	12	171.43%
Youth Services Objective	5	Non-Homeless Special	CDBG: $	Public service activities other than Low/Moderate Income Housing Benefit	Persons Assisted	5625	2437	43.32%	1000	661	66.10%
Youth Services Objective 2	6	Non-Homeless Special	CDBG: $	Public service activities other than Low/Moderate Income Housing Benefit	Persons Assisted	2325	345	14.84%			
Healthcare Services	7	Non-Homeless Special	CDBG: $	Public service activities other than Low/Moderate Income Housing Benefit	Persons Assisted	347	50	14.41%			
Domestic Violence Objective	8	Non-Homeless Special Needs Non-Housing	CDBG: $	Public service activities other than Low/Moderate Income Housing Benefit	Persons Assisted	335	572	170.75%	325	213	65.54%
				Homeless Person Overnight Shelter	Persons Assisted	0	241		0	121	
Homeowner Rehabilitation	9	Affordable Housing	CDBG: $ / HOME: $	Homeowner Housing Rehabilitated	Household Housing Unit	35	1	2.86%	3	0	0.00%
Housing Development Objective	10	Affordable Housing	HOME: $	Public service activities other than Low/Moderate Income Housing Benefit	Persons Assisted	0	29				
				Homeowner Housing Added	Household Housing Unit	34	16	47.06%	1	10	1,000.00%
				Direct Financial Assistance to Homebuyers	Households Assisted	34	0	0.00%	7	0	0.00%
Demolition of Unsafe Structures	11	Non-Housing Community	CDBG: $	Buildings Demolished	Buildings	12	24	200.00%	29	24	82.76%
Park and Recreation Facilities Objective 2	12	Non-Housing Community Development	CDBG: $	Public Facility or Infrastructure Activities other than Low/Moderate Income Housing Benefit	Persons Assisted	4635	0	0.00%			

Accomplishments Associated With More Than One Strategic Plan Goal

No data returned for this view. This might be because the applied filter excludes all data.

Accomplishments Not Associated With a Strategic Plan Goal

Project Name	Activity Name	Goal Outcome Indicator	Outcome Unit of Measure	Outcome Actual - Program Year
Clearance & Demolition	Clearance & Demolition	Buildings Demolished	Buildings	4
HR-HOUSING REHABILITATION ADMINISTRATION	HR-HOUSING REHABILITATION ADMINISTRATION	Homeowner Housing Rehabilitated	Household Housing Unit	0

PR07 - Drawdown Report by Voucher Number - Vouchers Submitted to Loccs

10/1/2018

Voucher Number	Line Item	IDIS Project ID	IDIS Act ID	Voucher Created	Voucher Status	Status Date	LOCCS Send Date	Grant Number	Grant Year	Fund Type	Recipient TIN	Payee TIN	Program	PY	Drawn Amount
6084540	1	8	895	10/3/2017	Completed	10/04/2017	10/3/2017	B14MC480504	2014	EN	746001047	746001047	CDBG	Y	$9,803.61
	2	14	912	10/3/2017	Completed	10/04/2017	10/3/2017	B16MC480504	2016	EN	746001047	746001047	CDBG	Y	$1,135.50
	3	4	865	10/3/2017	Completed	10/04/2017	10/3/2017	B14MC480504	2014	EN	746001047	746001047	CDBG	Y	$666.00
6085430	1	14	912	10/5/2017	Completed	10/06/2017	10/5/2017	B16MC480504	2016	EN	746001047	746001047	CDBG	Y	$4,820.64
	2	4	865	10/5/2017	Completed	10/06/2017	10/5/2017	B14MC480504	2014	EN	746001047	746001047	CDBG	Y	$1,404.50
6085431	1	14	912	10/5/2017	Completed	10/06/2017	10/5/2017	B16MC480504	2016	EN	746001047	746001047	CDBG		$1,042.54
	2	6	886	10/5/2017	Completed	10/06/2017	10/5/2017	B15MC480504	2015	EN	746001047	746001047	CDBG		$348.42
6087932	1	8	895	10/17/2017	Completed	10/18/2017	10/17/2017	B14MC480504	2014	EN	746001047	746001047	CDBG	Y	$1,914.89
	2	8	898	10/17/2017	Completed	10/18/2017	10/17/2017	B14MC480504	2014	EN	746001047	746001047	CDBG	Y	$10,048.50
	3	4	865	10/17/2017	Completed	10/18/2017	10/17/2017	B14MC480504	2014	EN	746001047	746001047	CDBG	Y	$5.00
	4	14	912	10/17/2017	Completed	10/18/2017	10/17/2017	B16MC480504	2016	EN	746001047	746001047	CDBG	Y	$48.40
6087933	1	14	912	10/17/2017	Completed	10/18/2017	10/17/2017	B16MC480504	2016	EN	746001047	746001047	CDBG		$101.63
6087938	1	8	895	10/17/2017	Completed	10/17/2017	10/17/2017	B16MC480504	2016	RL	746001047	746001047	CDBG	Y	$922.90
	2	6	896	10/17/2017	Completed	10/17/2017	10/17/2017	B16MC480504	2016	RL	746001047	746001047	CDBG	Y	$2,498.00
	3	8	897	10/17/2017	Completed	10/17/2017	10/17/2017	B16MC480504	2016	RL	746001047	746001047	CDBG	Y	$9,548.00
6088184	1	8	897	10/17/2017	Completed	10/17/2017	10/17/2017	B16MC480504	2016	RL	746001047	746001047	CDBG	Y	$1,200.00
6088830	1	14	912	10/19/2017	Completed	10/20/2017	10/19/2017	B16MC480504	2016	EN	746001047	746001047	CDBG		$5,012.64
	2	4	865	10/19/2017	Completed	10/20/2017	10/19/2017	B14MC480504	2014	EN	746001047	746001047	CDBG		$1,206.74
6090365	1	8	897	10/25/2017	Completed	10/25/2017	10/25/2017	B16MC480504	2016	RL	746001047	746001047	CDBG	Y	$2,100.00
	2	8	895	10/25/2017	Completed	10/25/2017	10/25/2017	B16MC480504	2016	RL	746001047	746001047	CDBG	Y	$714.54
	3	8	898	10/25/2017	Completed	10/25/2017	10/25/2017	B16MC480504	2016	RL	746001047	746001047	CDBG	Y	$500.00
6091551	1	14	912	10/30/2017	Completed	10/31/2017	10/30/2017	B16MC480504	2016	EN	746001047	746001047	CDBG		$314.64
6092742	1	14	912	11/2/2017	Completed	11/03/2017	11/2/2017	B16MC480504	2016	EN	746001047	746001047	CDBG		$4,754.65
	2	4	865	11/2/2017	Completed	11/03/2017	11/2/2017	B14MC480504	2014	EN	746001047	746001047	CDBG		$1,108.83
	3	6	886	11/2/2017	Completed	11/03/2017	11/2/2017	B15MC480504	2015	EN	746001047	746001047	CDBG		$179.98
6095295	1	6	886	11/13/2017	Completed	11/14/2017	11/13/2017	B15MC480504	2015	EN	746001047	746001047	CDBG		$127.43
	2	14	912	11/13/2017	Completed	11/14/2017	11/13/2017	B16MC480504	2016	EN	746001047	746001047	CDBG		$1,167.97
6096886	1	14	912	11/16/2017	Completed	11/17/2017	11/16/2017	B16MC480504	2016	EN	746001047	746001047	CDBG		$4,654.18
	2	6	886	11/16/2017	Completed	11/17/2017	11/16/2017	B15MC480504	2015	EN	746001047	746001047	CDBG		$1,227.98
6098963	1	6	886	11/27/2017	Completed	11/28/2017	11/27/2017	B15MC480504	2015	EN	746001047	746001047	CDBG		$652.01
	2	14	912	11/27/2017	Completed	11/28/2017	11/27/2017	B16MC480504	2016	EN	746001047	746001047	CDBG		$264.96
	3	11	902	11/27/2017	Completed	11/28/2017	11/27/2017	B15MC480504	2015	EN	746001047	746001047	CDBG		$2,673.00
	4	1	931	11/27/2017	Completed	11/28/2017	11/27/2017	B17MC480504	2017	EN	746001047	746001047	CDBG		$5,427.00
6100067	1	14	912	11/30/2017	Completed	12/01/2017	11/30/2017	B16MC480504	2016	EN	746001047	746001047	CDBG		$4,575.67
	2	6	886	11/30/2017	Completed	12/01/2017	11/30/2017	B15MC480504	2015	EN	746001047	746001047	CDBG		$965.74
6104143	1	6	886	12/12/2017	Completed	12/13/2017	12/12/2017	B15MC480504	2015	EN	746001047	746001047	CDBG		$173.36
	2	14	912	12/12/2017	Completed	12/13/2017	12/12/2017	B16MC480504	2016	EN	746001047	746001047	CDBG		$127.44
	3	4	928	12/12/2017	Completed	12/13/2017	12/12/2017	B17MC480504	2017	EN	746001047	746001047	CDBG		$60,000.00
	4	3	925	12/12/2017	Completed	12/13/2017	12/12/2017	B17MC480504	2017	EN	746001047	746001047	CDBG		$1,405.80
	5	5	930	12/12/2017	Completed	12/13/2017	12/12/2017	B17MC480504	2017	EN	746001047	746001047	CDBG		$810.26
6104883	1	14	912	12/14/2017	Completed	12/15/2017	12/14/2017	B16MC480504	2016	EN	746001047	746001047	CDBG		$4,647.78
	2	6	886	12/14/2017	Completed	12/15/2017	12/14/2017	B15MC480504	2015	EN	746001047	746001047	CDBG		$1,079.95
6109326	1	14	912	12/29/2017	Completed	12/30/2017	12/29/2017	B16MC480504	2016	EN	746001047	746001047	CDBG		$4,980.66
	2	6	886	12/29/2017	Completed	12/30/2017	12/29/2017	B15MC480504	2015	EN	746001047	746001047	CDBG		$1,075.12
6111149	1	6	886	1/8/2018	Completed	01/09/2018	1/8/2018	B15MC480504	2015	EN	746001047	746001047	CDBG		$609.44

Voucher Number	Line Item	IDIS Project ID	IDIS Act ID	Voucher Created	Voucher Status	Status Date	LOCCS Send Date	Grant Number	Grant Year	Fund Type	Recipient TIN	Payee TIN	Program	PY	Drawn Amount
	2	14	912	1/8/2018	Completed	01/09/2018	1/8/2018	B16MC480504	2016	EN	746001047	746001047	CDBG		$1,258.85
	3	6	929	1/8/2018	Completed	01/09/2018	1/8/2018	B17MC480504	2017	EN	746001047	746001047	CDBG		$3,410.74
	4	5	930	1/8/2018	Completed	01/09/2018	1/8/2018	B17MC480504	2017	EN	746001047	746001047	CDBG		$896.14
	5	1	931	1/8/2018	Completed	01/09/2018	1/8/2018	B17MC480504	2017	EN	746001047	746001047	CDBG		$5,100.00
6112583	1	14	912	1/11/2018	Completed	01/12/2018	1/11/2018	B16MC480504	2016	EN	746001047	746001047	CDBG		$4,632.11
	2	6	886	1/11/2018	Completed	01/12/2018	1/11/2018	B15MC480504	2015	EN	746001047	746001047	CDBG		$1,066.62
6115484	1	6	886	1/22/2018	Completed	01/23/2018	1/22/2018	B15MC480504	2015	EN	746001047	746001047	CDBG		$436.08
	2	14	912	1/22/2018	Completed	01/23/2018	1/22/2018	B16MC480504	2016	EN	746001047	746001047	CDBG		$349.79
	3	6	929	1/22/2018	Completed	01/23/2018	1/22/2018	B17MC480504	2017	EN	746001047	746001047	CDBG		$2,042.96
	4	3	925	1/22/2018	Completed	01/23/2018	1/22/2018	B17MC480504	2017	EN	746001047	746001047	CDBG		$1,059.30
	5	5	930	1/22/2018	Completed	01/23/2018	1/22/2018	B17MC480504	2017	EN	746001047	746001047	CDBG		$917.92
6117313	1	14	912	1/25/2018	Completed	01/26/2018	1/25/2018	B16MC480504	2016	EN	746001047	746001047	CDBG		$4,972.17
	2	6	886	1/25/2018	Completed	01/26/2018	1/25/2018	B15MC480504	2015	EN	746001047	746001047	CDBG		$1,066.62
6122187	1	14	912	2/8/2018	Completed	02/09/2018	2/8/2018	B16MC480504	2016	EN	746001047	746001047	CDBG		$4,653.34
	2	6	886	2/8/2018	Completed	02/09/2018	2/8/2018	B15MC480504	2015	EN	746001047	746001047	CDBG		$1,087.86
6125285	1	6	886	2/20/2018	Completed	02/21/2018	2/20/2018	B15MC480504	2015	EN	746001047	746001047	CDBG		$1,029.80
	2	14	912	2/20/2018	Completed	02/21/2018	2/20/2018	B16MC480504	2016	EN	746001047	746001047	CDBG		$2,317.70
	3	6	929	2/20/2018	Completed	02/21/2018	2/20/2018	B17MC480504	2017	EN	746001047	746001047	CDBG		$1,817.90
	4	3	925	2/20/2018	Completed	02/21/2018	2/20/2018	B17MC480504	2017	EN	746001047	746001047	CDBG		$1,039.50
6126654	1	6	886	2/22/2018	Completed	02/23/2018	2/22/2018	B15MC480504	2015	EN	746001047	746001047	CDBG		$1,072.30
	2	14	912	2/22/2018	Completed	02/23/2018	2/22/2018	B16MC480504	2016	EN	746001047	746001047	CDBG		$4,977.84
6129633	1	6	886	3/5/2018	Completed	03/06/2018	3/5/2018	B15MC480504	2015	EN	746001047	746001047	CDBG		$335.27
	2	14	912	3/5/2018	Completed	03/06/2018	3/5/2018	B16MC480504	2016	EN	746001047	746001047	CDBG		$547.63
	3	5	930	3/5/2018	Completed	03/06/2018	3/5/2018	B17MC480504	2017	EN	746001047	746001047	CDBG		$931.72
6130164	1	3	910	3/6/2018	Completed	03/07/2018	3/6/2018	B16MC480504	2016	EN	746001047	746001047	CDBG		$5,424.50
6131136	2	6	886	3/8/2018	Completed	03/09/2018	3/8/2018	B15MC480504	2015	EN	746001047	746001047	CDBG		$1,113.32
6134749	1	6	886	3/20/2018	Completed	03/21/2018	3/20/2018	B15MC480504	2015	EN	746001047	746001047	CDBG		$1,101.04
	2	14	912	3/20/2018	Completed	03/21/2018	3/20/2018	B16MC480504	2016	EN	746001047	746001047	CDBG		$769.84
	3	6	929	3/20/2018	Completed	03/21/2018	3/20/2018	B17MC480504	2017	EN	746001047	746001047	CDBG		$1,817.90
	4	3	925	3/20/2018	Completed	03/21/2018	3/20/2018	B17MC480504	2017	EN	746001047	746001047	CDBG		$1,024.65
	5	1	931	3/20/2018	Completed	03/21/2018	3/20/2018	B17MC480504	2017	EN	746001047	746001047	CDBG		$1,935.00
6135880	1	14	912	3/22/2018	Completed	03/23/2018	3/22/2018	B16MC480504	2016	EN	746001047	746001047	CDBG		$5,008.97
	2	6	886	3/22/2018	Completed	03/23/2018	3/22/2018	B15MC480504	2015	EN	746001047	746001047	CDBG		$1,103.43
6139762	1	6	886	4/3/2018	Completed	04/04/2018	4/3/2018	B15MC480504	2015	EN	746001047	746001047	CDBG		$376.04
	2	14	912	4/3/2018	Completed	04/04/2018	4/3/2018	B16MC480504	2016	EN	746001047	746001047	CDBG		$911.59
	3	5	930	4/3/2018	Completed	04/04/2018	4/3/2018	B17MC480504	2017	EN	746001047	746001047	CDBG		$931.72
	4	1	931	4/3/2018	Completed	04/04/2018	4/3/2018	B17MC480504	2017	EN	746001047	746001047	CDBG		$665.00
6140581	1	14	912	4/5/2018	Completed	04/06/2018	4/5/2018	B16MC480504	2016	EN	746001047	746001047	CDBG		$4,729.78
	2	6	886	4/5/2018	Completed	04/06/2018	4/5/2018	B15MC480504	2015	EN	746001047	746001047	CDBG		$1,164.31
6144205	1	6	886	4/17/2018	Completed	04/21/2018	4/20/2018	B15MC480504	2015	EN	746001047	746001047	CDBG		$505.13
	2	14	912	4/17/2018	Completed	04/21/2018	4/20/2018	B16MC480504	2016	EN	746001047	746001047	CDBG		$58.52
	3	6	929	4/17/2018	Completed	04/21/2018	4/20/2018	B17MC480504	2017	EN	746001047	746001047	CDBG		$1,817.90
	4	1	931	4/17/2018	Completed	04/21/2018	4/20/2018	B17MC480504	2017	EN	746001047	746001047	CDBG		$875.00
6144377	1	14	912	4/17/2018	Completed	04/21/2018	4/20/2018	B16MC480504	2016	EN	746001047	746001047	CDBG		$1,253.56
6145356	1	14	912	4/19/2018	Completed	04/21/2018	4/20/2018	B16MC480504	2016	EN	746001047	746001047	CDBG		$7,035.98
	2	6	886	4/19/2018	Completed	04/21/2018	4/20/2018	B15MC480504	2015	EN	746001047	746001047	CDBG		$3,130.54
6149600	1	14	912	5/1/2018	Completed	05/03/2018	5/2/2018	B16MC480504	2016	EN	746001047	746001047	CDBG		$3,366.23

Voucher Number	Line Item	IDIS Project ID	IDIS Act ID	Voucher Created	Voucher Status	Status Date	LOCCS Send Date	Grant Number	Grant Year	Fund Type	Recipient TIN	Payee TIN	Program	PY	Drawn Amount
	2	6	886	5/1/2018	Completed	05/03/2018	5/2/2018	B15MC480504	2015	EN	746001047	746001047	CDBG		$1,045.04
	3	3	925	5/1/2018	Completed	05/03/2018	5/2/2018	B17MC480504	2017	EN	746001047	746001047	CDBG		$1,143.45
	4	5	930	5/1/2018	Completed	05/03/2018	5/2/2018	B17MC480504	2017	EN	746001047	746001047	CDBG		$1,310.28
	5	2	935	5/1/2018	Completed	05/03/2018	5/2/2018	B17MC480504	2017	EN	746001047	746001047	CDBG		$6,500.00
6150479	1	14	912	5/3/2018	Completed	05/04/2018	5/3/2018	B16MC480504	2016	EN	746001047	746001047	CDBG		$4,531.47
	2	6	886	5/3/2018	Completed	05/04/2018	5/3/2018	B15MC480504	2015	EN	746001047	746001047	CDBG		$966.05
6153683	1	6	886	5/15/2018	Completed	05/16/2018	5/15/2018	B15MC480504	2015	EN	746001047	746001047	CDBG		$1,139.56
	2	14	912	5/15/2018	Completed	05/16/2018	5/15/2018	B16MC480504	2016	EN	746001047	746001047	CDBG		$194.40
	3	6	929	5/15/2018	Completed	05/16/2018	5/15/2018	B17MC480504	2017	EN	746001047	746001047	CDBG		$1,817.90
	4	3	925	5/15/2018	Completed	05/16/2018	5/15/2018	B17MC480504	2017	EN	746001047	746001047	CDBG		$1,143.45
6154773	1	14	912	5/17/2018	Completed	05/18/2018	5/17/2018	B16MC480504	2016	EN	746001047	746001047	CDBG		$5,158.00
	2	6	886	5/17/2018	Completed	05/18/2018	5/17/2018	B15MC480504	2015	EN	746001047	746001047	CDBG		$1,592.58
6157962	1	6	886	5/29/2018	Completed	05/30/2018	5/29/2018	B15MC480504	2015	EN	746001047	746001047	CDBG		$453.20
	2	14	912	5/29/2018	Completed	05/30/2018	5/29/2018	B16MC480504	2016	EN	746001047	746001047	CDBG		$1,133.97
	3	3	910	5/29/2018	Completed	05/30/2018	5/29/2018	B16MC480504	2016	EN	746001047	746001047	CDBG		$44,232.00
	4	5	930	5/29/2018	Completed	05/30/2018	5/29/2018	B17MC480504	2017	EN	746001047	746001047	CDBG		$932.88
6158879	1	14	912	5/31/2018	Completed	06/01/2018	5/31/2018	B16MC480504	2016	EN	746001047	746001047	CDBG		$5,281.60
	2	6	886	5/31/2018	Completed	06/01/2018	5/31/2018	B15MC480504	2015	EN	746001047	746001047	CDBG		$1,592.59
6161668	1	6	886	6/11/2018	Completed	06/12/2018	6/11/2018	B15MC480504	2015	EN	746001047	746001047	CDBG		$656.89
	2	14	912	6/11/2018	Completed	06/12/2018	6/11/2018	B16MC480504	2016	EN	746001047	746001047	CDBG		$171.34
	3	3	910	6/11/2018	Completed	06/12/2018	6/11/2018	B16MC480504	2016	EN	746001047	746001047	CDBG		$29,982.00
6162977	1	14	912	6/14/2018	Completed	06/15/2018	6/14/2018	B16MC480504	2016	EN	746001047	746001047	CDBG		$4,679.83
	2	6	886	6/14/2018	Completed	06/15/2018	6/14/2018	B15MC480504	2015	EN	746001047	746001047	CDBG		$1,016.36
6165919	1	6	886	6/25/2018	Completed	06/26/2018	6/25/2018	B15MC480504	2015	EN	746001047	746001047	CDBG		$460.80
	2	14	912	6/25/2018	Completed	06/26/2018	6/25/2018	B16MC480504	2016	EN	746001047	746001047	CDBG		$1,026.11
	3	3	925	6/25/2018	Completed	06/26/2018	6/25/2018	B17MC480504	2017	EN	746001047	746001047	CDBG		$1,183.85
	4	6	929	6/25/2018	Completed	06/26/2018	6/25/2018	B17MC480504	2017	EN	746001047	746001047	CDBG		$1,817.90
	5	1	931	6/25/2018	Completed	06/26/2018	6/25/2018	B17MC480504	2017	EN	746001047	746001047	CDBG		$1,200.00
6167698	1	14	912	6/28/2018	Completed	06/29/2018	6/28/2018	B16MC480504	2016	EN	746001047	746001047	CDBG		$4,942.96
	2	6	886	6/28/2018	Completed	06/29/2018	6/28/2018	B15MC480504	2015	EN	746001047	746001047	CDBG		$939.44
6169982	1	6	886	7/9/2018	Completed	07/10/2018	7/9/2018	B15MC480504	2015	EN	746001047	746001047	CDBG		$260.28
	2	14	912	7/9/2018	Completed	07/10/2018	7/9/2018	B16MC480504	2016	EN	746001047	746001047	CDBG		$2,593.39
	3	5	930	7/9/2018	Completed	07/10/2018	7/9/2018	B17MC480504	2017	EN	746001047	746001047	CDBG		$926.96
	4	2	935	7/9/2018	Completed	07/10/2018	7/9/2018	B17MC480504	2017	EN	746001047	746001047	CDBG		$675.84
6171210	1	14	912	7/12/2018	Completed	07/13/2018	7/12/2018	B16MC480504	2016	EN	746001047	746001047	CDBG		$4,655.98
	2	6	886	7/12/2018	Completed	07/13/2018	7/12/2018	B15MC480504	2015	EN	746001047	746001047	CDBG		$992.51
6174544	1	6	886	7/24/2018	Completed	07/25/2018	7/24/2018	B15MC480504	2015	EN	746001047	746001047	CDBG		$602.60
	2	14	912	7/24/2018	Completed	07/25/2018	7/24/2018	B16MC480504	2016	EN	746001047	746001047	CDBG		$2,254.54
	3	6	929	7/24/2018	Completed	07/25/2018	7/24/2018	B17MC480504	2017	EN	746001047	746001047	CDBG		$1,817.90
	4	5	930	7/24/2018	Completed	07/25/2018	7/24/2018	B17MC480504	2017	EN	746001047	746001047	CDBG		$918.50
	5	1	931	7/24/2018	Completed	07/25/2018	7/24/2018	B17MC480504	2017	EN	746001047	746001047	CDBG		$300.00
6175746	1	14	912	7/26/2018	Completed	07/27/2018	7/26/2018	B16MC480504	2016	EN	746001047	746001047	CDBG		$4,952.86
	2	6	886	7/26/2018	Completed	07/27/2018	7/26/2018	B15MC480504	2015	EN	746001047	746001047	CDBG		$949.03
6175756	1	6	886	7/26/2018	Completed	07/26/2018	7/26/2018	B15MC480504	2015	EN	746001047	746001047	CDBG		$232.22
	2	14	912	7/26/2018	Completed	07/26/2018	7/26/2018	B16MC480504	2016	EN	746001047	746001047	CDBG		$347.21
	3	3	910	7/26/2018	Completed	07/26/2018	7/26/2018	B16MC480504	2016	EN	746001047	746001047	CDBG		$9,247.50
	4	6	917	7/26/2018	Completed	07/26/2018	7/26/2018	B16MC480504	2016	RL	746001047	746001047	CDBG		$900.00
	5	6	918	7/26/2018	Completed	07/26/2018	7/26/2018	B16MC480504	2016	RL	746001047	746001047	CDBG		$900.00
	6	6	919	7/26/2018	Completed	07/26/2018	7/26/2018	B16MC480504	2016	RL	746001047	746001047	CDBG		$900.00
6179198	1	6	886	8/7/2018	Completed	08/08/2018	8/7/2018	B15MC480504	2015	EN	746001047	746001047	CDBG		$574.73
	2	14	912	8/7/2018	Completed	08/08/2018	8/7/2018	B16MC480504	2016	EN	746001047	746001047	CDBG		$248.48

Voucher Number	Line Item	IDIS Project ID	IDIS Act ID	Voucher Created	Voucher Status	Status Date	LOCCS Send Date	Grant Number	Grant Year	Fund Type	Recipient TIN	Payee TIN	Program	PY	Drawn Amount
6180060	1	6	886	8/9/2018	Completed	08/10/2018	8/9/2018	B15MC480504	2015	EN	746001047	746001047	CDBG		$938.57
6184502	1	14	912	8/23/2018	Completed	08/24/2018	8/23/2018	B16MC480504	2016	EN	746001047	746001047	CDBG		$4,981.16
	2	6	886	8/23/2018	Completed	08/24/2018	8/23/2018	B15MC480504	2015	EN	746001047	746001047	CDBG		$938.57
6185341	1	6	886	8/27/2018	Completed	08/28/2018	8/27/2018	B15MC480504	2015	EN	746001047	746001047	CDBG		$1,926.65
	2	14	912	8/27/2018	Completed	08/28/2018	8/27/2018	B16MC480504	2016	EN	746001047	746001047	CDBG		$814.82
	3	6	929	8/27/2018	Completed	08/28/2018	8/27/2018	B17MC480504	2017	EN	746001047	746001047	CDBG		$1,817.90
	4	5	930	8/27/2018	Completed	08/28/2018	8/27/2018	B17MC480504	2017	EN	746001047	746001047	CDBG		$2,001.18
6188108	2	6	886	9/6/2018	Completed	09/07/2018	9/6/2018	B15MC480504	2015	EN	746001047	746001047	CDBG		$938.57
6188696	1	6	886	9/10/2018	Completed	09/11/2018	9/10/2018	B15MC480504	2015	EN	746001047	746001047	CDBG		$721.22
	2	14	912	9/10/2018	Completed	09/11/2018	9/10/2018	B16MC480504	2016	EN	746001047	746001047	CDBG		$735.10
	3	2	935	9/10/2018	Completed	09/11/2018	9/10/2018	B17MC480504	2017	EN	746001047	746001047	CDBG		$475.00
	4	6	929	9/10/2018	Completed	09/11/2018	9/10/2018	B17MC480504	2017	EN	746001047	746001047	CDBG		$1,821.00
	5	5	930	9/10/2018	Completed	09/11/2018	9/10/2018	B17MC480504	2017	EN	746001047	746001047	CDBG		$1,375.44
	6	1	931	9/10/2018	Completed	09/11/2018	9/10/2018	B17MC480504	2017	EN	746001047	746001047	CDBG		$28,317.70
6192628	1	14	912	9/20/2018	Completed	09/21/2018	9/20/2018	B16MC480504	2016	EN	746001047	746001047	CDBG		$4,942.09
	2	6	886	9/20/2018	Completed	09/21/2018	9/20/2018	B15MC480504	2015	EN	746001047	746001047	CDBG		$938.57
6193942	1	6	886	9/25/2018	Completed	09/26/2018	9/25/2018	B15MC480504	2015	EN	746001047	746001047	CDBG		$1,050.24
	2	14	912	9/25/2018	Completed	09/26/2018	9/25/2018	B16MC480504	2016	EN	746001047	746001047	CDBG		$123.84
TOTAL DR												**CDBG TOTAL DRAWS:**			**$469,540.46**
															$469,540.46
											Prior Year Draws For Last Year				($47,330.48)
											Prior Year Draws For This Year				$16,052.75
															$438,262.73

PR07 - Drawdown Report by Voucher Number - Vouchers Submitted to Loccs

Voucher Number	Line Item	IDIS Project ID	IDIS Act ID	Voucher Created	Voucher Status	Status Date	LOCCS Send Date	Grant Number	Grant Year	Fund Type	Recipient TIN	Payee TIN	Program	PY	Drawn Amount
6196949	1	14	912	10/4/2018	Completed	10/05/2018	10/4/2018	B16MC480504	2016	EN	746001047	746001047	CDBG	Y	$3,688.03
	2	6	886	10/4/2018	Completed	10/05/2018	10/4/2018	B15MC480504	2015	EN	746001047	746001047	CDBG	Y	$758.57
6197471	1	6	886	10/8/2018	Completed	10/10/2018	10/8/2018	B15MC480504	2015	EN	746001047	746001047	CDBG	Y	$1,266.81
	2	14	912	10/8/2018	Completed	10/10/2018	10/8/2018	B16MC480504	2016	EN	746001047	746001047	CDBG	Y	$35.64
	3	2	935	10/8/2018	Completed	10/10/2018	10/8/2018	B17MC480504	2017	EN	746001047	746001047	CDBG	Y	$10,303.70
															$16,052.75

PR07 - Drawdown Report by Voucher Number - Vouchers Submitted to Loccs

Voucher Number	Line Item	IDIS Project ID	IDIS Act ID	Voucher Created	Voucher Status	Status Date	LOCCS Send Date	Grant Number	Grant Year	Fund Type	Recipient TIN	Payee TIN	Program	PY	Drawn Amount
6096880	1	13	926	11/16/2017	Completed	11/16/2017	11/16/2017	M16MC480504	2016	HP	746001047	746001047	HOME		$4,964.27
	2	13	926	11/16/2017	Completed	11/16/2017	11/16/2017	M16MC480504	2016	PI	746001047	746001047	HOME		$19,234.73
6098965	1	13	927	11/27/2017	Completed	11/27/2017	11/27/2017	M16MC480504	2016	PI	746001047	746001047	HOME		$25,000.00
6111151	1	15	913	1/8/2018	Completed	01/09/2018	1/8/2018	M16MC480504	2016	AD	746001047	746001047	HOME		$395.11
6111156	1	13	926	1/8/2018	Completed	01/08/2018	1/8/2018	M16MC480504	2016	PI	746001047	746001047	HOME		$389.70
	2	13	927	1/8/2018	Completed	01/08/2018	1/8/2018	M16MC480504	2016	PI	746001047	746001047	HOME		$411.38
6125282	1	12	899	2/20/2018	Completed	02/21/2018	2/20/2018	M14MC480504	2014	CR		746001047	HOME		$252.63
	2	12	900	2/20/2018	Completed	02/21/2018	2/20/2018	M14MC480504	2014	CR		746001047	HOME		$44,986.50
	3	12	901	2/20/2018	Completed	02/21/2018	2/20/2018	M14MC480504	2014	CR		746001047	HOME		$41,432.71
	4	12	901	2/20/2018	Completed	02/21/2018	2/20/2018	M15MC480504	2015	CR		746001047	HOME		$2,635.79
6125785	1	13	932	2/20/2018	Completed	02/21/2018	2/21/2018	M16MC480504	2016	PI	746001047	746001047	HOME		$8,922.00
6127675	1	13	933	2/26/2018	Completed	02/26/2018	2/26/2018	M16MC480504	2016	PI	746001047	746001047	HOME		$25,000.00
6128053	1	13	934	2/27/2018	Completed	02/27/2018	2/27/2018	M16MC480504	2016	EN	746001047	746001047	HOME		$9,920.14
	2	13	934	2/27/2018	Completed	02/27/2018	2/27/2018	M16MC480504	2016	PI	746001047	746001047	HOME		$12,679.06
	3	13	934	2/27/2018	Completed	02/27/2018	2/27/2018	M17MC480504	2017	PI	746001047	746001047	HOME		$2,400.80
6131136	1	10	885	3/8/2018	Completed	03/09/2018	3/8/2018	M15MC480504	2015	AD	746001047	746001047	HOME		$4,678.80
6134751	1	10	885	3/20/2018	Completed	03/21/2018	3/20/2018	M15MC480504	2015	AD	746001047	746001047	HOME		$474.74
6134753	1	12	900	3/20/2018	Completed	03/21/2018	3/20/2018	M14MC480504	2014	CR		746001047	HOME		$949.13
	2	12	901	3/20/2018	Completed	03/21/2018	3/20/2018	M15MC480504	2015	CR		746001047	HOME		$2,785.13
6144214	1	10	885	4/17/2018	Completed	04/21/2018	4/20/2018	M15MC480504	2015	AD	746001047	746001047	HOME		$216.00
	2	13	933	4/17/2018	Completed	04/21/2018	4/20/2018	M17MC480504	2017	EN	746001047	746001047	HOME		$375.79
	3	13	934	4/17/2018	Completed	04/21/2018	4/20/2018	M16MC480504	2016	EN	746001047	746001047	HOME		$573.04
	4	13	932	4/17/2018	Completed	04/21/2018	4/20/2018	M17MC480504	2017	PI	746001047	746001047	HOME		$790.76
6147771	1	7	936	4/26/2018	Completed	04/27/2018	4/26/2018	M17MC480504	2017	EN	746001047	746001047	HOME		$22,727.58
	2	7	937	4/26/2018	Completed	04/27/2018	4/26/2018	M17MC480504	2017	EN	746001047	746001047	HOME		$16,085.00
6149602	1	10	885	5/1/2018	Completed	05/03/2018	5/2/2018	M15MC480504	2015	AD	746001047	746001047	HOME		$1,660.00
	2	15	913	5/1/2018	Completed	05/03/2018	5/2/2018	M16MC480504	2016	AD	746001047	746001047	HOME		$840.00
6153689	1	7	937	5/15/2018	Completed	05/16/2018	5/15/2018	M17MC480504	2017	EN	746001047	746001047	HOME		$325.39
	2	7	937	5/15/2018	Completed	05/16/2018	5/15/2018	M17MC480504	2017	PI	746001047	746001047	HOME		$416.61
6157962	5	15	913	5/29/2018	Completed	05/30/2018	5/29/2018	M16MC480504	2016	AD	746001047	746001047	HOME		$184.00
6161451	1	7	938	6/11/2018	Completed	06/11/2018	6/11/2018	M16MC480504	2016	EN	746001047	746001047	HOME		$4,499.40
	2	7	938	6/11/2018	Completed	06/11/2018	6/11/2018	M17MC480504	2017	HP	746001047	746001047	HOME		$19,584.43
	3	7	938	6/11/2018	Completed	06/11/2018	6/11/2018	M17MC480504	2017	PI	746001047	746001047	HOME		$916.17
6161668	4	7	936	6/11/2018	Completed	06/12/2018	6/11/2018	M16MC480504	2016	EN	746001047	746001047	HOME		$467.09

PR07 - Drawdown Report by Voucher Number - Vouchers Submitted to Loccs

Voucher Number	Line Item	IDIS Project ID	IDIS Act ID	Voucher Created	Voucher Status	Status Date	LOCCS Send Date	Grant Number	Grant Year	Fund Type	Recipient TIN	Payee TIN	Program	PY	Drawn Amount
6168424	1	7	939	7/2/2018	Completed	07/03/2018	7/2/2018	M16MC480504	2016	EN	746001047	746001047	HOME		$20,958.00
6174546	1	7	938	7/24/2018	Completed	07/24/2018	7/24/2018	M17MC480504	2017	PI	746001047	746001047	HOME		$160.42
6175756	7	15	913	7/26/2018	Completed	07/27/2018	7/26/2018	M16MC480504	2016	AD	746001047	746001047	HOME		$36.00
6179441	1	7	939	8/8/2018	Completed	08/08/2018	8/8/2018	M17MC480504	2017	PI	746001047	746001047	HOME		$336.82
6180060	2	15	913	8/9/2018	Completed	08/10/2018	8/9/2018	M16MC480504	2016	AD	746001047	746001047	HOME		$4,602.03
6188108	1	15	913	9/6/2018	Completed	09/07/2018	9/6/2018	M16MC480504	2016	AD	746001047	746001047	HOME		$4,602.04
6188697	1	7	940	9/10/2018	Completed	09/10/2018	9/10/2018	M16MC480504	2016	EN	746001047	746001047	HOME		$23,649.90
	2	7	940	9/10/2018	Completed	09/10/2018	9/10/2018	M17MC480504	2017	PI	746001047	746001047	HOME		$1,350.10
													HOME	TO	$332,869.19
TOTAL DRA															$332,869.19

PR06 - Summary of Consolidated Plan Projects for Report Year

11/21/2018

Page by:
Grantee: HARLINGEN

Plan Year	IDIS Project	Project Title and Description		Program	Project Estimate	Commited Amount	Amount Drawn Thru Report Year	Amount Available to Draw	Amount Drawn in Report Year
2017	1	Clearance & Demolition	Funds will be used to demolish unsafe single family structures within the city limits of Harlingen.	CDBG	$24,700.00	$43,819.70	$43,819.70	$0.00	$43,819.70
	2	CDBG Street Improvements-Buchanan Avenue	The funds will cover the cost of the reconstruction of Buchanan Avenue from Commerce Street to A	CDBG	$397,877.91	$397,877.91	$17,954.54	$379,923.37	$17,954.54
	3	Amigos Del Valle, Inc. Senior Services	Meal delivery services for homebound seniors.	CDBG	$8,000.00	$8,000.00	$8,000.00	$0.00	$8,000.00
	4	Boys & Girls Club Youth Services	Activity provides low-income youths with an opportunity to participate in supervised and safe	CDBG	$60,000.00	$60,000.00	$60,000.00	$0.00	$60,000.00
	5	Family Crisis Center Abused/Neglected Children Services	Advocacy services for abused and neglected children.	CDBG	$11,953.00	$11,953.00	$11,953.00	$0.00	$11,953.00
	6	Court-Appointed Special Advocates (CASA) Abused and Neglected Children	Case management services for abused and neglected children currently in the foster care system.	CDBG	$20,000.00	$20,000.00	$20,000.00	$0.00	$20,000.00
	7	City of Harlingen Affordable Housing Programs	New construction, down payment and/or closing cost assistance for first time homebuyers.	HOME	$285,330.00	$136,476.91	$111,476.91	$25,000.00	$111,476.91
	8	General Administration of the CDBG Program	Administrative support for the CDBG Program.	CDBG	$159,000.00	$139,880.30	$0.00	$139,880.30	$0.00
	9	General Administration of the HOME Program	Administrative support for the HOME Program.	HOME	$21,400.00	$0.00	$0.00	$0.00	$0.00
	10	Housing Rehabilitation/Reconstruction Program	Single family housing Rehabilitation and/or reconstruction of owner occupied homes.	CDBG	$156,386.00	$0.00	$0.00	$0.00	$0.00

Housing Rehabilitation/Reconstruction Revolving Loan Funds - CDBG				
ACCOUNT NAME	Balance Due as of 10/1/2017	LESS Principal Payments Made Thru 9/30/18	Ending Balance	Loan Status
CADENA, MARIA A. 1510 Barton	$ 3,626.29	$ 1,734.72	$ 1,891.57	Current
CARRANZA, SANDRA 10/1/11 105 W. Taylor	$ 13,503.26	$ 1,490.64	$ 12,012.62	Current
CASTILLO, JOSE & MARLEN 1612 W. Velvet Oaks	$ 28,377.90	$ 1,373.25	$ 27,004.65	Current
CHACON, FRANCISCO 726 W. Wright	$ 12,058.45	$ 1,096.78	$ 10,961.67	Slow pay
CORTEZ, GUADALUPE 12/1/09 615 S. K	$ 9,797.91	$ 1,715.31	$ 8,082.60	Current
FLORES, ROGELIO 2813 Calle Condesa	$ 7,696.23	$ 1,300.00	$ 6,396.23	Current
GUTIERREZ, MARIA DEL CARMEN 1818 Barcelona	$ 11,024.98	$ 1,209.12	$ 9,815.86	Slow pay
LEAL, HELEN (Elena G.) 1217 Whitewing	$ 2,146.65	$ 383.47	$ 1,763.18	Slow pay
LOPEZ, DIANA 1317 S. EYE 4,350.00	$ 1,816.84	$ 1,142.51	$ 674.33	Current
MALDONADO, RAMIRO/CIRILDA 3213 Knox	$ 3,386.04	$ 1,558.36	$ 1,827.68	Current
MEDINA, BENITO & PETRA 114 W. Washington	$ 533.00	$ 533.00	$ -	Current
MONTELONGO, EMILY 202 E. Taft	$ 10,136.31	$ 1,364.27	$ 8,772.04	Slow pay
RAMON, JOSE/GUILLERMINIA 406 W. Cleveland	$ 3,256.88	$ 1,028.68	$ 2,228.20	Current
VEGA, JULIA 827 W. Wright	$ 1,473.67	$ 705.75	$ 767.92	Current
ZAMORANO, ROCIO/YOLANDA 2014 La Paloma (converte	$ 629.32	$ 629.32	$ -	Current
GRAND TOTAL	$ 109,463.73	$ 17,265.18	$ 92,198.55	

Housing Reconstruction Program-Revolving Loan Funds - CDBG				
ACCOUNT NAME	Balance Due as of 10/1/2017	LESS Principal Payments Made Thru 9/30/18	Ending Balance	Loan Status
Blas Medina	$ 29,488.17	$ 2,532.57	$ 26,955.60	Current
Juana DeLeon	$ 39,996.00	$ 4,809.57	$ 35,186.43	Current
Pablo Lopez	$ 16,437.00	$ 1,752.00	$ 14,685.00	Current
M & G Reyna	$ 25,129.40	$ 22,178.21	$ 2,951.19	Current
Aurora Mercado	$ 29,811.66	$ 2,787.28	$ 27,024.38	Current
Leonardo Ybarra	$ 26,976.97	$ 1,293.40	$ 25,302.91	Current
Cepeda/DeValle	$ 48,995.61	$ 591.64	$ 48,403.97	Slow Pay
GRAND TOTAL	$ 216,834.81	$ 35,944.67	$ 180,509.48	

HOME Low Interest Loans				
ACCOUNT NAME	Balance Due as of 10/1/2017	LESS Principal Payments Made Thru 9/30/18	Ending Balance	Loan Status
Hector / Mari Castruita	$ 11,487.80	$ 1,881.99	$ 9,605.81	Current
Arthur & Esmeralda Sims	$ 39,075.85	$ 4,111.68	$ 34,964.17	Current
Grand Total	$ 50,563.65	$ 5,993.67	$ 44,569.98	

Maps

City of Harlingen
Hispanic Concentration Map

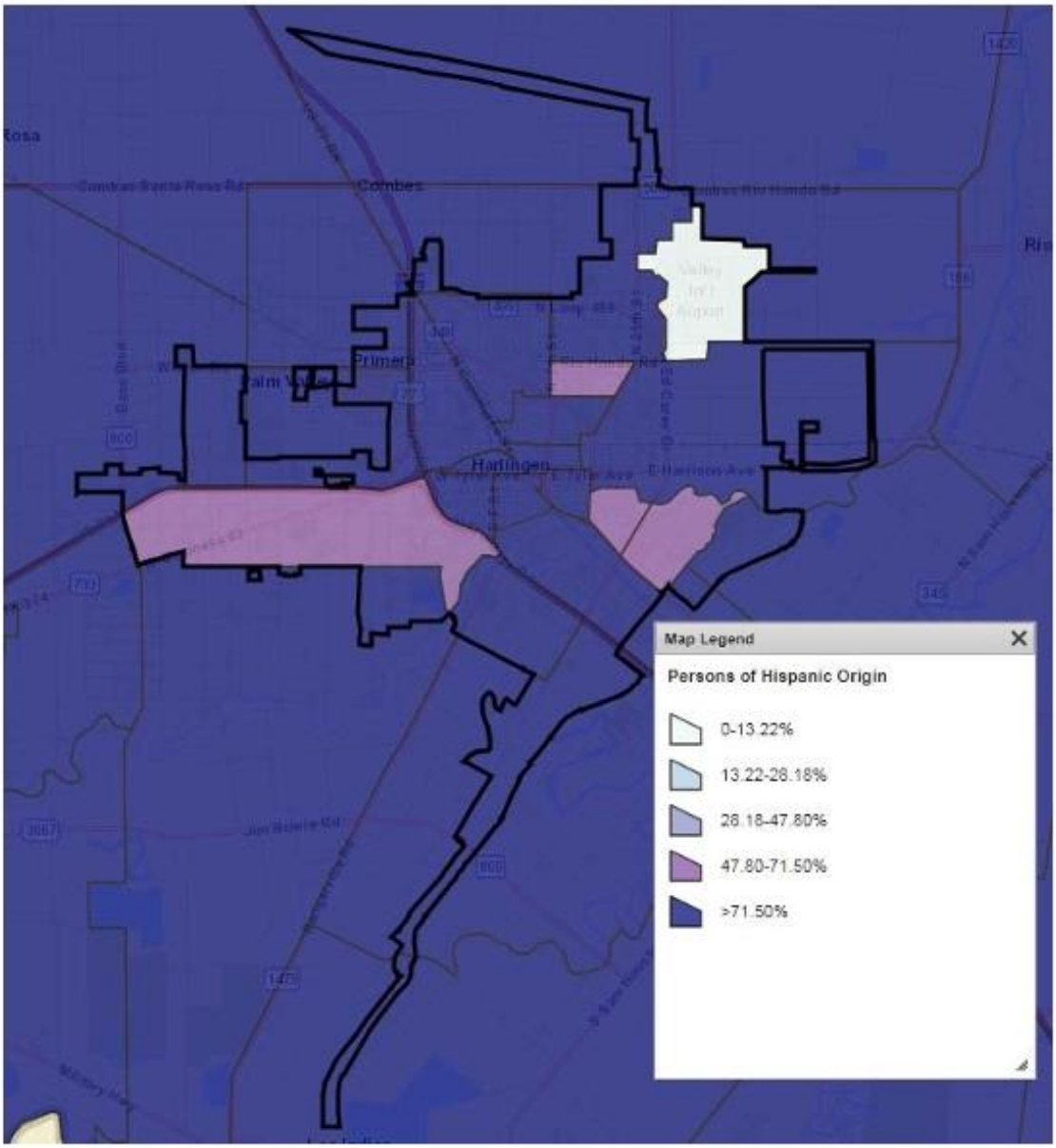

LOW TO MODERATE INCOME BLOCK GROUPS

HARLINGEN, TEXAS

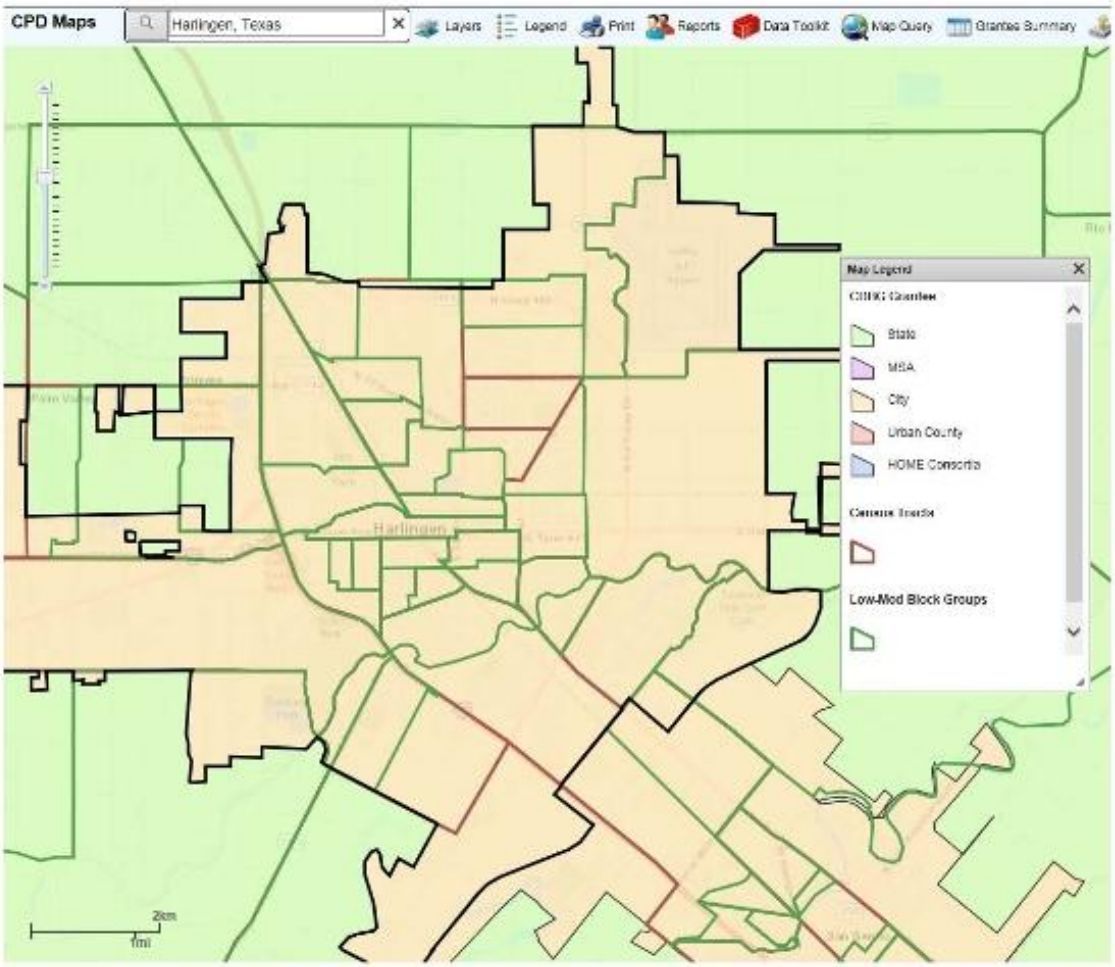

City of Harlingen

Public Facilities and Public Services Map with HOME Activities

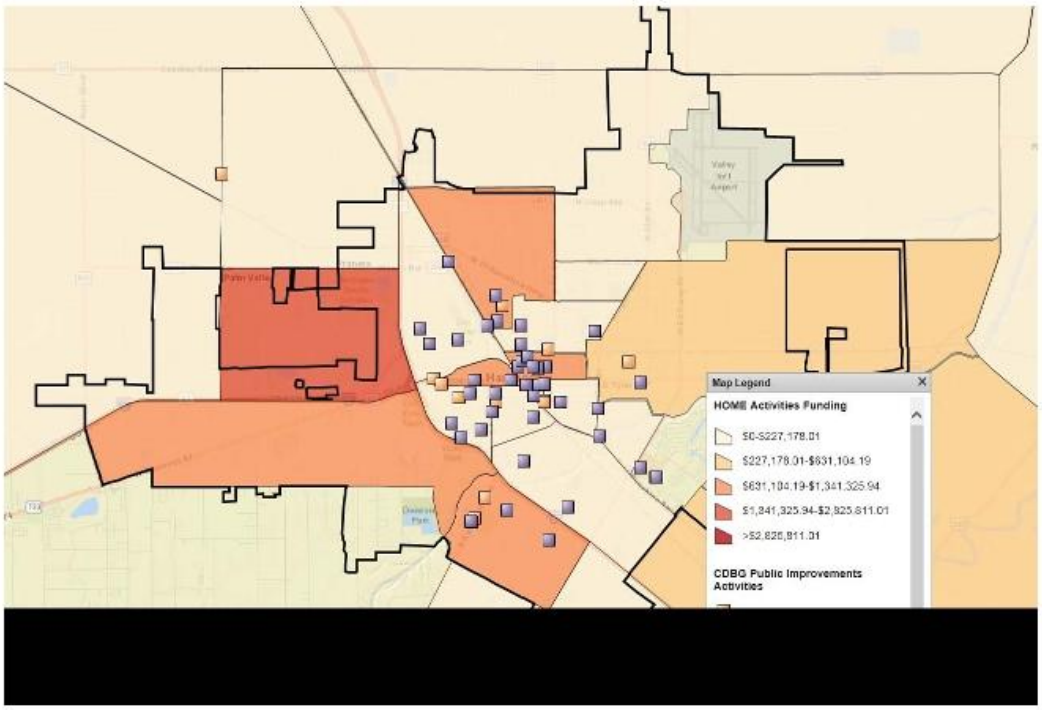

Publisher's Affidavit

VALLEY MORNING STAR

PUBLISHER'S AFFIDAVIT

STATE OF TEXAS
COUNTY OF CAMERON

I Jose Andres Carrizales, being duly sworn on his oath states that he is a representative of The Valley Morning Star and that the attached notice appeared in the following issues:

Date: NOVEMBER 23, 2018

Acct: 20091004 CITY OF HARLIGEN / CAPER / SANDEE ALVAREZ

Ticket: 30108256

JOSE A. CARRIZALES III

Subscribed and sworn to before me on this the 26th day of November 2018.

Notary Public, Cameron County
State of Texas

MARIA ELENA GARCIA
Notary Public, State of Texas
Comm. Expires 08-08-2020
Notary ID 30669539

VALLEY MORNING STAR

PUBLIC HEARING NOTICE
CONSOLIDATED ANNUAL PERFORMANCE AND EVALUATION REPORT (CAPER)

Notice is hereby given that the Elective Commission of the City of Harlingen will hold a Public Hearing regarding the City of Harlingen's Draft 2017-2018 Consolidated Annual Performance and Evaluation Report (CAPER) for the fiscal year and is available for citizen review and comment. The draft document will be available at the Community Development Department located at 502 E. Tyler and at the City of Harlingen Public Library located at 410 '76 Drive, Harlingen, Texas, during normal working hours or via www.myharlingen.us on Monday, November 26, 2018. The CAPER is a document that contains a summary of resources and accomplishments of the Community Development Block Grant Program (CDBG) and Home Investment Partnerships Program (HOME).

The Public Hearing will be held during the City Commission meeting on Wednesday, December 5, 2018, at 5:30 p.m. in Town Hall located at 118 E. Tyler, Harlingen, TX. The purpose of the public hearing is to obtain comments from the public on the CAPER accomplishments. Comments may be submitted to the Community Development Office, 502 E. Tyler until the close of business on Monday, December 10th, 2018.

Accommodations for individuals with handicaps/disabilities or limited English proficiency shall be made upon request by calling (956) 216-5180 or TTY 1-800-735-2989 at least 3 days prior to the meeting date and time.

The City of Harlingen will submit the CAPER for the period ending September 30, 2018, to the San Antonio Field Office of the U. S. Department of Housing and Urban Development on or about Thursday, December 27th, 2018. For additional information please contact Tammy Jackson, Community Development Director at (956) 216-5180.

The City of Harlingen does not discriminate on the basis of race, color, religion, sex, handicap, familial status, national origin or any other protected class.

AVISO DE AUDIENCIA PÚBLICA
INFORME ANUAL CONSOLIDADO DE DESEMPEÑO Y EVALUACIÓN (CAPER)

Se da aviso por la presente que la Comisión Electiva de la Ciudad de Harlingen celebrará una Audiencia Pública sobre el Borrador del Reporte Anual Consolidado de Desempeño y Evaluación 2017-2018 (CAPER) de la Ciudad de Harlingen para el año fiscal y está disponible para revisión y comentarios de los ciudadanos. El borrador del documento estará disponible en el Departamento de Desarrollo Comunitario ubicado en 502 E. Tyler y en la Biblioteca Pública de la Ciudad de Harlingen ubicada en 410 '76 Drive, Harlingen, Texas, durante el horario normal de trabajo o en www.myharlingen.us el lunes, 26 de noviembre de 2018. El CAPER es un documento que contiene un resumen de los recursos y logros del Programa de Subsidios Globales de Desarrollo Comunitario (CDBG) y el Programa de Alianzas de Inversión en el Hogar (HOME).

La Audiencia Pública se llevará a cabo durante la reunión de la Comisión de la Ciudad el miércoles 5 de diciembre de 2018, a las 5:30 p.m. en el Ayuntamiento ubicado en 118 E. Tyler, Harlingen, TX. El objetivo de la audiencia pública es obtener comentarios del público sobre los logros del CAPER. Los comentarios pueden enviarse a la Oficina de Desarrollo Comunitario, 502 E. Tyler hasta el cierre del negocio el lunes, 10 de diciembre de 2018.

Las adaptaciones para personas con impedimentos / discapacidades o dominio limitado del inglés serán asistidas previa solicitud llamando al (956) 216-5180 o TTY 1-800-735-2989 al menos 3 días antes de la fecha y hora de la reunión.

La Ciudad de Harlingen enviará su CAPER para el período que finaliza el 30 de septiembre de 2018 a la Oficina de Campo de San Antonio del Departamento de Vivienda y Desarrollo Urbano de los EE. UU. aproximadamente el jueves 27 de diciembre de 2018. Para obtener información adicional, comuníquese con Sandee Alvarez, Coordinador de Cumplimiento al (956) 216-5180.

La ciudad de Harlingen no discrimina sobre la base de raza, color, religión, sexo, discapacidad, estado familiar, nacionalidad o cualquier otra clase protegida.

Public Comments

Public Comments

The City of Harlingen encourages participation by all citizens and particularly persons of low to moderate income.

The City of Harlingen receives funding from the U.S. Department of Housing and Urban Development (HUD) on an annual basis from the Community Development Block Grant (CDBG) and HOME Investment Partnership (HOME) Programs. The programs support activities to develop and maintain viable urban communities by providing decent housing and suitable living environments as well as expanding economic opportunities for residents.

The **2017/18 Consolidated Annual Performance and Evaluation Report** contains a summary of resources and accomplishments of the Community Development Block Grant Program (CDBG) and the Home Investment Partnership Program (HOME) for the period ending September 30, 2018.

Comments on the draft CAPER will be accepted until **5:00 PM** on **December 10, 2018.**

Please return this form with your comments to: Sandee Alvarez via email at salvarez@myharlingen.us, or to our office located at 502 E. Tyler, Harlingen, Texas, 78550. For questions, call Sandee at (956) 216-5181.

CDBG funds were utilized to assist children from Harlingen who were victims of abuse and/or neglect. CASA was able to provide advocacy to address the physical, emotional, medical and permanency needs of each child victim represented.

Print Name Dora Martinez Sign Name:

Address: 1740 Boca Chica Blvd, Ste. 300, Brownsville, TX 78520 Date: 11/26/18

City of Harlingen – Community Development Department – 502 E. Tyler, Harlingen, Texas 78550 (956) 216-5180

Public Comments

The City of Harlingen encourages participation by all citizens and particularly persons of low to moderate income.

The City of Harlingen receives funding from the U.S. Department of Housing and Urban Development (HUD) on an annual basis from the Community Development Block Grant (CDBG) and HOME Investment Partnership (HOME) Programs. The programs support activities to develop and maintain viable urban communities by providing decent housing and suitable living environments as well as expanding economic opportunities for residents.

The 2017/18 Consolidated Annual Performance and Evaluation Report contains a summary of resources and accomplishments of the Community Development Block Grant Program (CDBG) and the Home Investment Partnership Program (HOME) for the period ending September 30, 2018.

Comments on the draft CAPER will be accepted until **5:00 PM on December 10, 2018.**

Please return this form with your comments to: Sandee Alvarez via email at salvarez@myharlingen.us, or to our office located at 502 E. Tyler, Harlingen, Texas, 78550. For questions, call Sandee at (956) 216-5181.

CASA of Cameron and Willacy Counties is thankful to be able to work with CDBG and HOME programs to be able to better serve the children in our community. These programs have helped our organization serve children in foster care due to an abuse or neglect.

Print Name IVONNE GARCIA Sign Name:

Address: 1710 BOCA CHICA BLVD STE 208 Date: 11-27-18
BROWNSVILLE, TX 78520

City of Harlingen · Community Development Department – 502 E. Tyler, Harlingen, Texas 78550 (956) 216-5180

Public Comments

The City of Harlingen encourages participation by all citizens and particularly persons of low to moderate income.

The City of Harlingen receives funding from the U.S. Department of Housing and Urban Development (HUD) on an annual basis from the Community Development Block Grant (CDBG) and HOME Investment Partnership (HOME) Programs. The programs support activities to develop and maintain viable urban communities by providing decent housing and suitable living environments as well as expanding economic opportunities for residents.

The **2017/18 Consolidated Annual Performance and Evaluation Report** contains a summary of resources and accomplishments of the Community Development Block Grant Program (CDBG) and the Home Investment Partnership Program (HOME) for the period ending September 30, 2018.

Comments on the draft CAPER will be accepted until **5:00 PM on December 10, 2018.**

Please return this form with your comments to: Sandee Alvarez via email at salvarez@myharlingen.us, or to our office located at 502 E. Tyler, Harlingen, Texas, 78550. For questions, call Sandee at (956) 216-5181.

The Boys and Girls Club has been very beneficial for my children. It allows my boys to participate in extra curricular activities. They have gained self-confidence and have learned social skills while working together with their peers. It's a safe enviornment where they can learn and grow.

Print Name Andrea Gaviria Sign Name: Andrea Gaviria

Address: 2719 Armadillo Dr. Harlingen, TX Date: 11/27/18

City of Harlingen – Community Development Department – 502 E. Tyler, Harlingen, Texas 78550 (956) 216-5180

Public Comments

The City of Harlingen encourages participation by all citizens and particularly persons of low to moderate income.

The City of Harlingen receives funding from the U.S. Department of Housing and Urban Development (HUD) on an annual basis from the Community Development Block Grant (CDBG) and HOME Investment Partnership (HOME) Programs. The programs support activities to develop and maintain viable urban communities by providing decent housing and suitable living environments as well as expanding economic opportunities for residents.

The **2017/18 Consolidated Annual Performance and Evaluation Report** contains a summary of resources and accomplishments of the Community Development Block Grant Program (CDBG) and the Home Investment Partnership Program (HOME) for the period ending September 30, 2018.

Comments on the draft CAPER will be accepted until **5:00 PM on December 10, 2018.**

Please return this form with your comments to: Sandee Alvarez via email at salvarez@myharlingen.us, or to our office located at 502 E. Tyler, Harlingen, Texas, 78550. For questions, call Sandee at (956) 216-5181.

TO WHOM IT MAY CONCERN: I HAVE BEEN BLESSED TO WORK FOR THE BOYS & GIRLS CLUBS OF HARLINGEN FOR OVER 21 YEARS. I HAVE WITNESSED OUR ORGANIZATION IMPACT THE LIVES OF MANY LOCAL CHILDREN & THEIR FAMILIES IN MANY WAYS. OUR CLUBS PROVIDE A SAFE PLACE TO LEARN & GROW, ALL WHILE HAVING FUN. OUR YEAR ROUND PROGRAMS TARGET CORE AREAS, SUCH AS EDUCATION, CAREER DEVELOPMENT, SPORTS AND RECREATION, HEALTH & LIFE SKILLS, CHARACTER AND LEADERSHIP DEVELOPMENT AND THE ARTS. YOUR SUPPORT IS CRUCIAL FOR OUR ORGANIZATION TO CONTINUE PROVIDING THESE RESOURCES TO OUR LOCAL CHILDREN & FAMILIES AT A VERY AFFORDABLE ANNUAL FEE OF EVEN AT NO COST.

Print Name ALMA DAVIES Sign Name: Alma Davies

Address: 1117 W JOHNSON Date:

City of Harlingen – Community Development Department – 502 E. Tyler, Harlingen, Texas 78550 (956) 216-5180

Public Comments

The City of Harlingen encourages participation by all citizens and particularly persons of low to moderate income.

The City of Harlingen receives funding from the U.S. Department of Housing and Urban Development (HUD) on an annual basis from the Community Development Block Grant (CDBG) and HOME Investment Partnership (HOME) Programs. The programs support activities to develop and maintain viable urban communities by providing decent housing and suitable living environments as well as expanding economic opportunities for residents.

The **2017/18 Consolidated Annual Performance and Evaluation Report** contains a summary of resources and accomplishments of the Community Development Block Grant Program (CDBG) and the Home Investment Partnership Program (HOME) for the period ending September 30, 2018.

Comments on the draft CAPER will be accepted until **5:00 PM on December 10, 2018.**

Please return this form with your comments to: Sandee Alvarez via email at salvarez@myharlingen.us, or to our office located at 502 E. Tyler, Harlingen, Texas, 78550. For questions, call Sandee at (956) 216-5181.

I've been working with the Boys and Girls Club of Harlingen for about 3 to 4 year and still here. I love my job because we work with kids that don't have equipment such as others do. Such as paintbrushes, legos, books, game systems, and sports attires. In a way that helps influt the community because other see how we help children in needs of time. We teach kids how to respect and take care of each and with themselfs but to others as well. We want them to grow up knowing they can take these life lessons with them.

Print Name Lucy Molina Sign Name: [signature]

Address: 826 S. McCullough St. Apt. A-12 Date: 11-26-18

Public Comments

The City of Harlingen encourages participation by all citizens and particularly persons of low to moderate income.

The City of Harlingen receives funding from the U.S. Department of Housing and Urban Development (HUD) on an annual basis from the Community Development Block Grant (CDBG) and HOME Investment Partnership (HOME) Programs. The programs support activities to develop and maintain viable urban communities by providing decent housing and suitable living environments as well as expanding economic opportunities for residents.

The 2017/18 Consolidated Annual Performance and Evaluation Report contains a summary of resources and accomplishments of the Community Development Block Grant Program (CDBG) and the Home Investment Partnership Program (HOME) for the period ending September 30, 2018.

Comments on the draft CAPER will be accepted until **5:00 PM on December 10, 2018.**

Please return this form with your comments to: Sandee Alvarez via email at salvarez@myharlingen.us, or to our office located at 502 E. Tyler, Harlingen, Texas, 78550. For questions, call Sandee at (956) 216-5181.

I am a member of the Lamar / Los Vecinos Boys and Girls club of Harlingen. I want to thank you for supporting our club. One thing I like to do at the club is playing tournements and playing the sports that they have. Another thing I like is the food that they provide for us and snacks. This progam helps my parents by giving them extra time to work and provide what we need.

Print Name: Itzel Serna Sign Name:

Address: Date:

Public Comments

The City of Harlingen encourages participation by all citizens and particularly persons of low to moderate income.

The City of Harlingen receives funding from the U.S. Department of Housing and Urban Development (HUD) on an annual basis from the Community Development Block Grant (CDBG) and HOME Investment Partnership (HOME) Programs. The programs support activities to develop and maintain viable urban communities by providing decent housing and suitable living environments as well as expanding economic opportunities for residents.

The **2017/18 Consolidated Annual Performance and Evaluation Report** contains a summary of resources and accomplishments of the Community Development Block Grant Program (CDBG) and the Home Investment Partnership Program (HOME) for the period ending September 30, 2018.

Comments on the draft CAPER will be accepted until **5:00 PM on December 10, 2018.**

Please return this form with your comments to: Sandee Alvarez via email at salvarez@myharlingen.us, or to our office located at 502 E. Tyler, Harlingen, Texas, 78550. For questions, call Sandee at (956) 216-5181.

Hello my name is Acelyn. and I am a member of the lamar los vecines Boys and girls club of harlingen. I want to thank you for Supporting our club. and my favorite thing in boys and girls is Valleyball is the best sport that i played, I like coming to the club because I get help with my homwork. I The club also feeds us after school and, in the Sammer.

Print Name acelyn.mar Sign Name: acelyn.mar

Address: _____ Date: 12/

City of Harlingen – Community Development Department 502 E. Tyler, Harlingen, Texas 78550 (956) 216-5180

Public Comments

The City of Harlingen encourages participation by all citizens and particularly persons of low to moderate income.

The City of Harlingen receives funding from the U.S. Department of Housing and Urban Development (HUD) on an annual basis from the Community Development Block Grant (CDBG) and HOME Investment Partnership (HOME) Programs. The programs support activities to develop and maintain viable urban communities by providing decent housing and suitable living environments as well as expanding economic opportunities for residents.

The **2017/18 Consolidated Annual Performance and Evaluation Report** contains a summary of resources and accomplishments of the Community Development Block Grant Program (CDBG) and the Home Investment Partnership Program (HOME) for the period ending September 30, 2018.

Comments on the draft CAPER will be accepted until **5:00 PM on December 10, 2018.**

Please return this form with your comments to: Sandee Alvarez via email at salvarez@myharlingen.us, or to our office located at 502 E. Tyler, Harlingen, Texas, 78550. For questions, call Sandee at (956) 216-5181.

Hello my name Is josue Ledesma and I am a member of the lamar los Vecinos Boys and girls club of harlingen, I want to thank you for supporting our Club and my favorite thing to in boy and Girls Club is outside activities. the thing about the snack program is good. This program help parent by relaxing fo 3 hours and being peace ful while they are at work.

Print Name Josue Ledesma Sign Name: _____

Address: _____ Date: _____

City of Harlingen Community Development Department – 502 E. Tyler, Harlingen, Texas 78550 (956) 216-5180

Public Comments

The City of Harlingen encourages participation by all citizens and particularly persons of low to moderate income.

The City of Harlingen receives funding from the U.S. Department of Housing and Urban Development (HUD) on an annual basis from the Community Development Block Grant (CDBG) and HOME Investment Partnership (HOME) Programs. The programs support activities to develop and maintain viable urban communities by providing decent housing and suitable living environments as well as expanding economic opportunities for residents.

The **2017/18 Consolidated Annual Performance and Evaluation Report** contains a summary of resources and accomplishments of the Community Development Block Grant Program (CDBG) and the Home Investment Partnership Program (HOME) for the period ending September 30, 2018.

Comments on the draft CAPER will be accepted until **5:00 PM on December 10, 2018.**

Please return this form with your comments to: Sandee Alvarez via email at salvarez@myharlingen.us, or to our office located at 502 E. Tyler, Harlingen, Texas, 78550. For questions, call Sandee at (956) 216-5181.

Hello my name is LANA alaniz and I am a member of the Lamar Boys and Girls club of Harlingen, I want to thank you for Supporting our club, like out side activiys, playing Soccer, Foot Ball, and thank you for Bring food here, and thank you for making this club So our paents can stop hearing all the Loudness from inside and outside. thanks to the club this Summer I participatD in a free summer Stem program.

Print Name Lana alaniz Sign Name:

Address: Date:

City of Harlingen – Community Development Department – 502 E. Tyler, Harlingen, Texas 78550 (956) 216-5180

Public Comments

The City of Harlingen encourages participation by all citizens and particularly persons of low to moderate income.

The City of Harlingen receives funding from the U.S. Department of Housing and Urban Development (HUD) on an annual basis from the Community Development Block Grant (CDBG) and HOME Investment Partnership (HOME) Programs. The programs support activities to develop and maintain viable urban communities by providing decent housing and suitable living environments as well as expanding economic opportunities for residents.

The **2017/18 Consolidated Annual Performance and Evaluation Report** contains a summary of resources and accomplishments of the Community Development Block Grant Program (CDBG) and the Home Investment Partnership Program (HOME) for the period ending September 30, 2018.

Comments on the draft CAPER will be accepted until **5:00 PM on December 10, 2018.**

Please return this form with your comments to: Sandee Alvarez via email at salvarez@myharlingen.us, or to our office located at 502 E. Tyler, Harlingen, Texas, 78550. For questions, call Sandee at (956) 216-5181.

I love the boys and girls Club. I've been coming here since I was 4 and still play basketball outside now and I'm nearly 21. The boys and girls club has given me a lot of opportunities over the years especially with basketball in high School. They stood behind me and brought some of the community kids to my games to help expose not only me but them as well to the various opportunities out there that the Club can give you.

Print Name: Samantha Quintanilla Sign Name: Samantha Quintanilla

Address: 2614 N Brookhaven St Date: 11/27/18

City of Harlingen – Community Development Department – 502 E. Tyler, Harlingen, Texas 78550 (956) 216-5180

Public Comments

The City of Harlingen encourages participation by all citizens and particularly persons of low to moderate income.

The City of Harlingen receives funding from the U.S. Department of Housing and Urban Development (HUD) on an annual basis from the Community Development Block Grant (CDBG) and HOME Investment Partnership (HOME) Programs. The programs support activities to develop and maintain viable urban communities by providing decent housing and suitable living environments as well as expanding economic opportunities for residents.

The **2017/18 Consolidated Annual Performance and Evaluation Report** contains a summary of resources and accomplishments of the Community Development Block Grant Program (CDBG) and the Home Investment Partnership Program (HOME) for the period ending September 30, 2018.

Comments on the draft CAPER will be accepted until **5:00 PM on December 10, 2018.**

Please return this form with your comments to: Sandee Alvarez via email at salvarez@myharlingen.us, or to our office located at 502 E. Tyler, Harlingen, Texas, 78550. For questions, call Sandee at (956) 216-5181.

The Boys & Girls Clubs of Harlingen has to be one of the greatest organizations the City of Harlingen has. Numerous of children have been impacted by this program and so has many adults. The club has helped under privilege kids with meals, homework help, guidance and manfee cost to several of our sports leagues. As a staff here I get to see different kids from all kinds of backgrounds and they see the Club as a safe place and environment.

Print Name Sabrina Serna Sign Name: Sabrina Serna

Address: 502 North J Date: 11/20/18

City of Harlingen – Community Development Department – 502 E. Tyler, Harlingen, Texas 78550 (956) 216-5180

Public Comments

The City of Harlingen encourages participation by all citizens and particularly persons of low to moderate income.

The City of Harlingen receives funding from the U.S. Department of Housing and Urban Development (HUD) on an annual basis from the Community Development Block Grant (CDBG) and HOME Investment Partnership (HOME) Programs. The programs support activities to develop and maintain viable urban communities by providing decent housing and suitable living environments as well as expanding economic opportunities for residents.

The **2017/18 Consolidated Annual Performance and Evaluation Report** contains a summary of resources and accomplishments of the Community Development Block Grant Program (CDBG) and the Home Investment Partnership Program (HOME) for the period ending September 30, 2018.

Comments on the draft CAPER will be accepted until **5:00 PM on December 10, 2018.**

Please return this form with your comments to: Sandee Alvarez via email at salvarez@myharlingen.us, or to our office located at 502 E. Tyler, Harlingen, Texas, 78550. For questions, call Sandee at (956) 216-5181.

The Boys and Girls Club is an important, special place where children can go to forget about any circumstances they are dealing with out of the Club and a place where they go to have a great time. Children laugh and play which brings them so much joy and happiness. As a member and a staff I know from first-hand experience that this place is not ordinary, as you attend you grow as a person, and the Boys and Girls Club becomes your home.

Print Name Azucena Arzena Sign Name: Azucena Arzena

Address: 3221 N 25th apt 32 Harlingen Tx 78550 Date: 11/27/18

City of Harlingen Community Development Department 502 E. Tyler, Harlingen, Texas 78550 (956) 216-5180

Public Comments

Building Better Neighborhoods

The City of Harlingen encourages participation by all citizens and particularly persons of low to moderate income.

The City of Harlingen receives funding from the U.S. Department of Housing and Urban Development (HUD) on an annual basis from the Community Development Block Grant (CDBG) and HOME Investment Partnership (HOME) Programs. The programs support activities to develop and maintain viable urban communities by providing decent housing and suitable living environments as well as expanding economic opportunities for residents.

The **2017/18 Consolidated Annual Performance and Evaluation Report** contains a summary of resources and accomplishments of the Community Development Block Grant Program (CDBG) and the Home Investment Partnership Program (HOME) for the period ending September 30, 2018.

Comments on the draft CAPER will be accepted until **5:00 PM on December 10, 2018.**

Please return this form with your comments to: Sandee Alvarez via email at salvarez@myharlingen.us, or to our office located at 502 E. Tyler, Harlingen, Texas, 78550. For questions, call Sandee at (956) 216-5181.

The Boys & Girls club of Harlingen is very important to the city because it helps family send their kids to the Club so they can have fun. The club has so many fun activities for the kids to do while being here. The club brings the kids together and they grow bonds with each other. I came to the club as a child and it helped to be more active and confident because I used to be very shy. The boys & girls club will always be important to the city of Harlingen [illegible]

Print Name Omar Lopez Sign Name: [signature]

Address: 802 E. Madison Ave Date: 11/27/18

City of Harlingen – Community Development Department 502 E. Tyler, Harlingen, Texas 78550 (956) 216-5180

Public Comments

The City of Harlingen encourages participation by all citizens and particularly persons of low to moderate income.

The City of Harlingen receives funding from the U.S. Department of Housing and Urban Development (HUD) on an annual basis from the Community Development Block Grant (CDBG) and HOME Investment Partnership (HOME) Programs. The programs support activities to develop and maintain viable urban communities by providing decent housing and suitable living environments as well as expanding economic opportunities for residents.

The **2017/18 Consolidated Annual Performance and Evaluation Report** contains a summary of resources and accomplishments of the Community Development Block Grant Program (CDBG) and the Home Investment Partnership Program (HOME) for the period ending September 30, 2018.

Comments on the draft CAPER will be accepted until **5:00 PM on December 10, 2018.**

Please return this form with your comments to: Sandee Alvarez via email at salvarez@myharlingen.us, or to our office located at 502 E. Tyler, Harlingen, Texas, 78550. For questions, call Sandee at (956) 216-5181.

The boys & girls club have a great children program, help with their home work. teaching kids with different sports. and the kids making new friends.

Print Name Eduardo Marquez Sign Name: EM

Address: 1517 E. Polk Ave. Hlgn TX Date:

City of Harlingen – Community Development Department – 502 E. Tyler, Harlingen, Texas 78550 (956) 216-5180

Public Comments

The City of Harlingen encourages participation by all citizens and particularly persons of low to moderate income.

The City of Harlingen receives funding from the U.S. Department of Housing and Urban Development (HUD) on an annual basis from the Community Development Block Grant (CDBG) and HOME Investment Partnership (HOME) Programs. The programs support activities to develop and maintain viable urban communities by providing decent housing and suitable living environments as well as expanding economic opportunities for residents.

The **2017/18 Consolidated Annual Performance and Evaluation Report** contains a summary of resources and accomplishments of the Community Development Block Grant Program (CDBG) and the Home Investment Partnership Program (HOME) for the period ending September 30, 2018.

Comments on the draft CAPER will be accepted until **5:00 PM on December 10, 2018.**

Please return this form with your comments to: Sandee Alvarez via email at salvarez@myharlingen.us, or to our office located at 502 E. Tyler, Harlingen, Texas, 78550. For questions, call Sandee at (956) 216-5181.

I take my kids to the boyst girls club so they can have a great learning experice, like building leader skills, playing with other and most of all to have fun.

Print Name: Jessica Marquez Sign Name: [signature]

Address: 1517 E Polk Ave, Hgn TX Date:

City of Harlingen -- Community Development Department – 502 E. Tyler, Harlingen, Texas 78550 (956) 216-5180

Public Comments

The City of Harlingen encourages participation by all citizens and particularly persons of low to moderate income.

The City of Harlingen receives funding from the U.S. Department of Housing and Urban Development (HUD) on an annual basis from the Community Development Block Grant (CDBG) and HOME Investment Partnership (HOME) Programs. The programs support activities to develop and maintain viable urban communities by providing decent housing and suitable living environments as well as expanding economic opportunities for residents.

The **2017/18 Consolidated Annual Performance and Evaluation Report** contains a summary of resources and accomplishments of the Community Development Block Grant Program (CDBG) and the Home Investment Partnership Program (HOME) for the period ending September 30, 2018.

Comments on the draft CAPER will be accepted until **5:00 PM on December 10, 2018.**

Please return this form with your comments to: Sandee Alvarez via email at salvarez@myharlingen.us, or to our office located at 502 E. Tyler, Harlingen, Texas, 78550. For questions, call Sandee at (956) 216-5181.

Hi my name Maria Saucedo. I've been to the boys and girls club 5 years, since 1th grade. I've been here because they teach me in "Texas' aim." They teach me reading and Math. It helps me in school, with my work. The boys and girls club also help me by, saying a speech in front of the Judges. First, I was nervous 'cause I'm shy, but I had confident in myself. That taught me to never to be shy again. That help me say my speech better, with strong feelings. All thanks to Sabrina she put me in these programs. I wanted to be in these programs cause they help me alot and this is why I like the boys and girls club.

Print Name: Maria Saucedo Sign Name: Maria Saucedo

Address: 1410 Arnold Date: NOV. 27, 2018

Public Comments

The City of Harlingen encourages participation by all citizens and particularly persons of low to moderate income.

The City of Harlingen receives funding from the U.S. Department of Housing and Urban Development (HUD) on an annual basis from the Community Development Block Grant (CDBG) and HOME Investment Partnership (HOME) Programs. The programs support activities to develop and maintain viable urban communities by providing decent housing and suitable living environments as well as expanding economic opportunities for residents.

The **2017/18 Consolidated Annual Performance and Evaluation Report** contains a summary of resources and accomplishments of the Community Development Block Grant Program (CDBG) and the Home Investment Partnership Program (HOME) for the period ending September 30, 2018.

Comments on the draft CAPER will be accepted until **5:00 PM on December 10, 2018.**

Please return this form with your comments to: Sandee Alvarez via e-mail at salvarez@myharlingen.us, or to our office located at 502 E. Tyler, Harlingen, Texas, 78550. For questions, call Sandee at (956) 216-5181.

Hi my name is Layla Gomez I have been a club member since I was 5 the club for me has been a second house to me. Im am also thankful for the club because I have made alot of friends over the years it has given me opportunites to participate in sports leagues it also challenges me to do things I never thought I can do so this is the reason why I love the club.

Print Name Layla Gomez Sign Name: Layla Gomez

Address: _____ Date: 11-27-18

City of Harlingen – Community Development Department – 502 E. Tyler, Harlingen, Texas 78550 (956) 216-5180

Public Comments

The City of Harlingen encourages participation by all citizens and particularly persons of low to moderate income.

The City of Harlingen receives funding from the U.S. Department of Housing and Urban Development (HUD) on an annual basis from the Community Development Block Grant (CDBG) and HOME Investment Partnership (HOME) Programs. The programs support activities to develop and maintain viable urban communities by providing decent housing and suitable living environments as well as expanding economic opportunities for residents.

The 2017/18 Consolidated Annual Performance and Evaluation Report contains a summary of resources and accomplishments of the Community Development Block Grant Program (CDBG) and the Home Investment Partnership Program (HOME) for the period ending September 30, 2018.

Comments on the draft CAPER will be accepted until **5:00 PM on December 10, 2018.**

Please return this form with your comments to: Sandee Alvarez via email at salvarez@myharlingen.us, or to our office located at 502 E. Tyler, Harlingen, Texas, 78550. For questions, call Sandee at (956) 216-5181.

I like the Boys and girl's clubs because it's a special place for kids. The Boys and girls clubs does good things like helping kids finish their homework, help kids get out trouble like staying out of the streets, and does a lot of physical activities. one thing that I love about are about four people at the boys and girls Clubs there's O mar, sammy, sabrina and Alma.

Print Name Jayden cervantes Sign Name: Jayden cervantes

Address: 1518 W Madison Date: 11-27-18

Public Comments

The City of Harlingen encourages participation by all citizens and particularly persons of low to moderate income.

The City of Harlingen receives funding from the U.S. Department of Housing and Urban Development (HUD) on an annual basis from the Community Development Block Grant (CDBG) and HOME Investment Partnership (HOME) Programs. The programs support activities to develop and maintain viable urban communities by providing decent housing and suitable living environments as well as expanding economic opportunities for residents.

The **2017/18 Consolidated Annual Performance and Evaluation Report** contains a summary of resources and accomplishments of the Community Development Block Grant Program (CDBG) and the Home Investment Partnership Program (HOME) for the period ending September 30, 2018.

Comments on the draft CAPER will be accepted until **5:00 PM on December 10, 2018**.

Please return this form with your comments to: Sandee Alvarez via email at salvarez@myharlingen.us, or to our office located at 502 E. Tyler, Harlingen, Texas, 78550. For questions, call Sandee at (956) 216 5181.

Hi my name is Yessica Mendoza and I go to Le Mayne Considine Club The Boys and Girls Club has always been a second home to me. I've been going to the Boys and Girls club for 9 years. It has always helped me. It has showed me to be a young leader and to help other people. Hilda Gathright and Gerald Gathright have made an impact to my life. They showed me to love one anthers. Overall the boys and Girls club is very special to me because without it I would not be where I am today.

Print Name Yessica Mendoza Sign Name: Yessica Mendoza

Address: 3221 W 25th St Apt F31 Date: 11/26/18

Public Comments

The City of Harlingen encourages participation by all citizens and particularly persons of low to moderate income.

The City of Harlingen receives funding from the U.S. Department of Housing and Urban Development (HUD) on an annual basis from the Community Development Block Grant (CDBG) and HOME Investment Partnership (HOME) Programs. The programs support activities to develop and maintain viable urban communities by providing decent housing and suitable living environments as well as expanding economic opportunities for residents.

The **2017/18 Consolidated Annual Performance and Evaluation Report** contains a summary of resources and accomplishments of the Community Development Block Grant Program (CDBG) and the Home Investment Partnership Program (HOME) for the period ending September 30, 2018.

Comments on the draft CAPER will be accepted until **5:00 PM on December 10, 2018.**

Please return this form with your comments to: Sandee Alvarez via email at salvarez@myharlingen.us, or to our office located at 502 E. Tyler, Harlingen, Texas, 78550. For questions, call Sandee at (956) 216-5181.

Why is boys 3 girls club important?
The boys 3 girls is important to me because you can have fun. You can spend time with your friends. You are also out of school and ready to have fun. We do things that we don't do in School. We go to the park, and have snacks. We do all kinds of fun. My favorite part about it is that we cook. And we get to eat it. Thats why I like Boy 3 Girls club

Print Name Gracely Loya Sign Name: Gracely Loya

Address: 614 N V St Hgn Date: 11/27/18

Public Comments

The City of Harlingen encourages participation by all citizens and particularly persons of low to moderate income.

The City of Harlingen receives funding from the U.S. Department of Housing and Urban Development (HUD) on an annual basis from the Community Development Block Grant (CDBG) and HOME Investment Partnership (HOME) Programs. The programs support activities to develop and maintain viable urban communities by providing decent housing and suitable living environments as well as expanding economic opportunities for residents.

The **2017/18 Consolidated Annual Performance and Evaluation Report** contains a summary of resources and accomplishments of the Community Development Block Grant Program (CDBG) and the Home Investment Partnership Program (HOME) for the period ending September 30, 2018.

Comments on the draft CAPER will be accepted until **5:00 PM on December 10, 2018**.

Please return this form with your comments to: Sandee Alvarez via email at salvarez@myharlingen.us, or to our office located at 502 E. Tyler, Harlingen, Texas, 78550. For questions, call Sandee at (956) 216-5181.

This is like my 2 Home becaus my famliy grew up at the boys and grils clud and I like to play basketball at the clud and I help out.

Print Name Austin Leal Sign Name: Austin Leal

Address: Date:

City of Harlingen – Community Development Department 502 E. Tyler, Harlingen, Texas 78550 (956) 216-5180

Public Comments

The City of Harlingen encourages participation by all citizens and particularly persons of low to moderate income.

The City of Harlingen receives funding from the U.S. Department of Housing and Urban Development (HUD) on an annual basis from the Community Development Block Grant (CDBG) and HOME Investment Partnership (HOME) Programs. The programs support activities to develop and maintain viable urban communities by providing decent housing and suitable living environments as well as expanding economic opportunities for residents.

The **2017/18 Consolidated Annual Performance and Evaluation Report** contains a summary of resources and accomplishments of the Community Development Block Grant Program (CDBG) and the Home Investment Partnership Program (HOME) for the period ending September 30, 2018.

Comments on the draft CAPER will be accepted until 5:00 PM on **December 10, 2018.**

Please return this form with your comments to: Sanjee Alvarez via email at salvarez@cityhall.harlingen.tx.us, or to our office located at 502 E. Tyler, Harlingen, Texas, 78550. For questions, call Sanjee at (956) 216-5181.

I like going to the boys and Girls club because I like to Play Games snaks and am very helpful I have lots of fun and sombody who helps me Shopie.

Print Name Dorius Sign Name: Dorius

Address: 3221 N. 85th St. Date:

Public Comments

The City of Harlingen encourages participation by all citizens and particularly persons of low to moderate income.

The City of Harlingen receives funding from the U.S. Department of Housing and Urban Development (HUD) on an annual basis from the Community Development Block Grant (CDBG) and HOME Investment Partnership (HOME) Programs. The programs support activities to develop and maintain viable urban communities by providing decent housing and suitable living environments as well as expanding economic opportunities for residents.

The **2017/18 Consolidated Annual Performance and Evaluation Report** contains a summary of resources and accomplishments of the Community Development Block Grant Program (CDBG) and the Home Investment Partnership Program (HOME) for the period ending September 30, 2018.

Comments on the draft CAPER will be accepted until **5:00 PM on December 10, 2018.**

Please return this form with your comments to: Sandee Alvarez via email at salvarez@myharlingen.us, or to our office located at 502 E. Tyler, Harlingen, Texas, 78550. For questions, call Sandee at (956) 216-5181.

Hi, my name is Leslie I'm going to tell you a why I Love the Boys and girls club We get afterschool Snacks and bmework help All the Staff that work here are my favorite. That is why I love the Boys and Girls

Print Name Leslie Vlazana Sign Name: Leslie

Address: 3201 N 25th St Date:

Public Comments

The City of Harlingen encourages participation by all citizens and particularly persons of low to moderate income.

The City of Harlingen receives funding from the U.S. Department of Housing and Urban Development (HUD) on an annual basis from the Community Development Block Grant (CDBG) and HOME Investment Partnership (HOME) Programs. The programs support activities to develop and maintain viable urban communities by providing decent housing and suitable living environments as well as expanding economic opportunities for residents.

The 2017/18 Consolidated Annual Performance and Evaluation Report contains a summary of resources and accomplishments of the Community Development Block Grant Program (CDBG) and the Home Investment Partnership Program (HOME) for the period ending September 30, 2018.

Comments on the draft CAPER will be accepted until 5:00 PM on December 10, 2018.

Please return this form with your comments to: Sandee Alvarez via email at salvarez@myharlingen.us, or to our office located at 502 E. Tyler, Harlingen, Texas, 78550. For questions, call Sandee at (956) 216-5186.

Hello my name is Mauricio Aguilar and I love the boys and girls club because I get to partikapate in all contest and sports.

Print Name: Mauricio Aguilar Sign Name: Mauricio

Address: LeMoyne Gardens Date:

Public Comments

The City of Harlingen encourages participation by all citizens and particularly persons of low to moderate income.

The City of Harlingen receives funding from the U.S. Department of Housing and Urban Development (HUD) on an annual basis from the Community Development Block Grant (CDBG) and HOME Investment Partnership (HOME) Programs. The programs support activities to develop and maintain viable urban communities by providing decent housing and suitable living environments as well as expanding economic opportunities for residents.

The **2017/18 Consolidated Annual Performance and Evaluation Report** contains a summary of resources and accomplishments of the Community Development Block Grant Program (CDBG) and the Home Investment Partnership Program (HOME) for the period ending September 30, 2018.

Comments on the draft CAPER will be accepted until 5:00 PM on **December 10, 2018.**

Please return this form with your comments to: Sandee Alvarez via email at salvarez@myharlingen.us, or to our office located at 502 E. Tyler, Harlingen, Texas, 78550. For questions, call Sandee at (956) 216-5181.

Hello, my name is Sofia, and I've been working with the Harlingen Boys and Girls Club for 5 years. I enjoy working with the club because I'm given multiple opportunities to guide today's youth. I enjoy working with Lemoyne Gardens Boys and Girls Club because the kid's truly are special, they make everyday brighter.

Print Name: Sofia Cantu Sign Name: Sofia Cantu

Address: 3221 N. 25th St. Date:

City of Harlingen – Community Development Department – 502 E. Tyler, Harlingen, Texas 78550 (956) 216-5186

Public Comments

The City of Harlingen encourages participation by all citizens and particularly persons of low to moderate income.

The City of Harlingen receives funding from the U.S. Department of Housing and Urban Development (HUD) on an annual basis from the Community Development Block Grant (CDBG) and HOME Investment Partnership (HOME) Programs. The programs support activities to develop and maintain viable urban communities by providing decent housing and suitable living environments as well as expanding economic opportunities for residents.

The 2017/18 Consolidated Annual Performance and Evaluation Report contains a summary of resources and accomplishments of the Community Development Block Grant Program (CDBG) and the Home Investment Partnership Program (HOME) for the period ending September 30, 2018.

Comments on the draft CAPER will be accepted until 5:00 PM on December 10, 2018.

Please return this form with your comments to: Sandee Alvarez via email at salvarez@cityharlingen.us, or to our office located at 502 E. Tyler, Harlingen, Texas, 78550. For questions, call Sandee at (956) 216-5181.

Hi my name is Bobby Huff and I work at the Harlingen Boys and Girls Club of Lemoyne Gardens. I enjoy working at the Boys and Girls Club because I know I can be a role model for the kids. I also enjoy working at the club because it a great experence for myself learning new thing meeting new People. Also I enjoy working because of Hilda and Gerald they are a great impact in my life they believed in me when I didn't believe in myself.

Print Name Bobby Huff Sign Name: Bobby Huff

Address: 1512 East Polk Street Date: 11/26/2018

City of Harlingen · Community Development Department · 502 E. Tyler, Harlingen, Texas 78550 (956) 216-5180

Public Comments

The City of Harlingen encourages participation by all citizens and particularly persons of low to moderate income.

The City of Harlingen receives funding from the U.S. Department of Housing and Urban Development (HUD) on an annual basis from the Community Development Block Grant (CDBG) and HOME Investment Partnership (HOME) Programs. The programs support activities to develop and maintain viable urban communities by providing decent housing and suitable living environments as well as expanding economic opportunities for residents.

The **2017/18 Consolidated Annual Performance and Evaluation Report** contains a summary of resources and accomplishments of the Community Development Block Grant Program (CDBG) and the Home Investment Partnership Program (HOME) for the period ending September 30, 2018.

Comments on the draft CAPER will be accepted until **5:00 PM on December 10, 2018.**

Please return this form with your comments to: Sandee Alvarez via email at salvarez@myharlingen.us, or to our office located at 502 E. Tyler, Harlingen, Texas, 78550. For questions, call Sandee at (956) 216-5181.

I Laura Garcia, love coming to the boys and girls club because the workers here always hear what I have to say. The boys and girls club lets me express myself in different ways. When I'm having a bad day I go to the boys and girls club and it ends my day in a good note. The boys and girls club is like my second family, they are always their for you.

Print Name: Laura Garcia Sign Name: Laura Garcia

Address: _____ Date: 11-26-18

Public Comments

The City of Harlingen encourages participation by all citizens and particularly persons of low to moderate income.

The City of Harlingen receives funding from the U.S. Department of Housing and Urban Development (HUD) on an annual basis from the Community Development Block Grant (CDBG) and HOME Investment Partnership (HOME) Programs. The programs support activities to develop and maintain viable urban communities by providing decent housing and suitable living environments as well as expanding economic opportunities for residents.

The 2017/18 Consolidated Annual Performance and Evaluation Report contains a summary of resources and accomplishments of the Community Development Block Grant Program (CDBG) and the Home Investment Partnership Program (HOME) for the period ending September 30, 2018.

Comments on the draft CAPER will be accepted until 5:00 PM on December 10, 2018.

Please return this form with your comments to Sandee Alvarez via email at salvarez@myharlingen.us, or to our office located at: 502 E. Tyler, Harlingen, Texas, 78550. For questions, call Sandee at (956) 216-5181.

I enjoy working at the Boys and Girls Club because I enjoy working with the kids. While working at the Boys and Girls Club, I have discovered that I enjoy working with kids and I want to pursue a career with kids. This job helps me build my skills such as patience, that will help me in the future.

Print Name: Myranda Villarreal Sign Name: Myranda Villarreal

Address: 3221 N. 25th St. Date: 11-26-18

Nov 20 18 10:51a

Public Comments

The City of Harlingen encourages participation by all citizens and particularly persons of low or moderate income.

The City of Harlingen receives funding from the U.S. Department of Housing and Urban Development (HUD) on an annual basis from the Community Development Block Grant (CDBG) and HOME Investment Partnership (HOME) Programs. The programs support activities to develop and maintain viable urban communities by providing decent housing and suitable living environments as well as expanding economic opportunities for residents.

The **2017/18 Consolidated Annual Performance and Evaluation Report** contains a summary of resources and accomplishments of the Community Development Block Grant Program (CDBG) and the Home Investment Partnership Program (HOME) for the period ending September 30, 2018.

Comments on the draft CAPER will be accepted until 5:00 PM on December 10, 2018.

Please return this form with your comments to Sandee Alvarez via email at salvarez@myharlingen.us or to our office located at 502 E. Tyler, Harlingen, Texas. 78550. For questions, call Sandee at (956) 216-5184.

My name is Vianey Martinez. I enjoy going to the boys & girls club because there's activities that I can do that keep me from staying home.

Print Name Vianey Martinez Sign Name: Vianey Martinez

Address:_____ Date:_____

City of Harlingen – Community Development Department – 502 E. Tyler, Harlingen, Texas 78550 (956) 216-5180

MP3

Public Comments

The City of Harlingen encourages participation by all citizens and particularly persons of low to moderate income.

The City of Harlingen receives funding from the U.S. Department of Housing and Urban Development (HUD) on an annual basis from the Community Development Block Grant (CDBG) and HOME Investment Partnership (HOME) Programs. The programs support activities to develop and maintain viable urban communities by providing decent housing and suitable living environments as well as expanding economic opportunities for residents.

The 2017/18 Consolidated Annual Performance and Evaluation Report contains a summary of resources and accomplishments of the Community Development Block Grant Program (CDBG) and the Home Investment Partnership Program (HOME) for the period ending September 30, 2018.

Comments on the draft CAPER will be accepted until 5:00 P.M on December 10, 2018.

Please return this form with your comments to Sandra Alvarez via e-mail at salvarez@myharlingen.us, or to our office located at 502 E. Tyler, Harlingen, Texas, 78550. For questions, call Sandra at (956) 216-5181.

I enjoy going to the Boys and Girls Club because i enjoy the weight Room. I like to Challange myself and its a good way to Build Muscle and to get into Better Shape.

Print Name Miguel Prieto Sign Name Miguel Prieto

Address: _____ Date: 11/26/18

Public Comments

The City of Harlingen encourages participation by all citizens and particularly persons of low to moderate income.

The City of Harlingen receives funding from the U.S. Department of Housing and Urban Development (HUD) on an annual basis from the Community Development Block Grant (CDBG) and HOME Investment Partnership (HOME) Programs. The programs support activities to develop and maintain viable urban communities by providing decent housing and suitable living environments as well as expanding economic opportunities for residents.

The **2017/18 Consolidated Annual Performance and Evaluation Report** contains a summary of resources and accomplishments of the Community Development Block Grant Program (CDBG) and the Home Investment Partnership Program (HOME) for the period ending September 30, 2018.

Comments on the draft CAPER will be accepted until **5:00 PM** on **December 10, 2018.**

Please return this form with your comments to: Sandee Alvarez via email at salvarez@myharlingen.us, or to our office located at 502 E. Tyler, Harlingen, Texas, 78550. For questions, call Sandee at (956) 216-5181.

I love the boys and girls club because I have a favorite staff. I have a lot of fun at the boys and girls club. I have a lot of things to do. they also give us food. that is why I love the Boys and girls club.

Print Name _____ Sign Name: Priscilla G

Address: _____ Date: _____

City of Harlingen – Community Development Department – 502 E. Tyler, Harlingen, Texas 78550 (956) 216-5180

Public Comments

The City of Harlingen encourages participation by all citizens and particularly persons of low to moderate income.

The City of Harlingen receives funding from the U.S. Department of Housing and Urban Development (HUD) on an annual basis from the Community Development Block Grant (CDBG) and HOME Investment Partnership (HOME) Programs. The programs support activities to develop and maintain viable urban communities by providing decent housing and suitable living environments as well as expanding economic opportunities for residents.

The **2017/18 Consolidated Annual Performance and Evaluation Report** contains a summary of resources and accomplishments of the Community Development Block Grant Program (CDBG) and the Home Investment Partnership Program (HOME) for the period ending September 30, 2018.

Comments on the draft CAPER will be accepted until 5:00 PM on December 10, 2018.

Please return this form with your comments to Sandee Alvarez via email at salvarez@myharlingen.us, or to our office located at 502 E. Tyler, Harlingen, Texas, 78550. For questions, call Sandee at (956) 216-5181

Hi My name is Eva. I love the Boys and grils Club because we are able to play and they help us with everything. It is my home away from home. That is why I Love coming to the Boys and grirls club.

Print Name: Eva Aracena Sign Name: Eva Aracena

Address: 3921 N. 25th St. Date:

City of Harlingen – Community Development Department – 502 E. Tyler, Harlingen, Texas 78550 (956) 216-5180

Public Comments

The City of Harlingen encourages participation by all citizens and particularly persons of low to moderate income.

The City of Harlingen receives funding from the U.S. Department of Housing and Urban Development (HUD) on an annual basis from the Community Development Block Grant (CDBG) and HOME Investment Partnership (HOME) Programs. The programs support activities to develop and maintain viable urban communities by providing decent housing and suitable living environments as well as expanding economic opportunities for residents.

The **2017/18 Consolidated Annual Performance and Evaluation Report** contains a summary of resources and accomplishments of the Community Development Block Grant Program (CDBG) and the Home Investment Partnership Program (HOME) for the period ending September 30, 2018.

Comments on the draft CAPER will be accepted until 5:00 **PM on December 10, 2018.**

Please return this form with your comments to: Sandee Alvarez via email at salvarez@myharlingen.us, or to our office located at 502 E. Tyler, Harlingen, Texas, 78550. For questions, call Sandee at (956) 216-5181.

Hi, my name is Melany Tudon, I'm going to tell you why I love my Boys and Girls Club. I love the Boys and Girls Club because they help me with my homework, they always listen to me, and they care for me when I'm crying. When I fall they put bandages when I bleed. They also give me food when I'm hungry. That is why I love the Boys and Girls Club.

Print Name: Melany Sign Name: Melany

Address: 3221 N. 25th St. Date: 11-26-18

City of Harlingen · Community Development Department – 502 E. Tyler, Harlingen, Texas 78550 (956) 216-5150

Public Comments

The City of Harlingen encourages participation by all citizens and particularly persons of low to moderate income.

The City of Harlingen receives funding from the U.S. Department of Housing and Urban Development (HUD) on an annual basis from the Community Development Block Grant (CDBG) and HOME Investment Partnership (HOME) Programs. The programs support activities to develop and maintain viable urban communities by providing decent housing and suitable living environments as well as expanding economic opportunities for residents.

The 2017/18 Consolidated Annual Performance and Evaluation Report contains a summary of resources and accomplishments of the Community Development Block Grant Program (CDBG) and the Home Investment Partnership Program (HOME) for the period ending September 30, 2018.

Comments on the draft CAPER will be accepted until 5:00 PM on December 10, 2018.

Please return this form with your comments to: Sandee Alvarez via email at salvarez@cityharlingen.us or to our office located at 502 E. Tyler, Harlingen, Texas, 78550. For questions, call Sandee at (956) 216-5181.

Hi, My name is Yarely Aguilar I'm going to tell you why I Love the Boy and Girls club. They help me with my essay when I need help. They help me with my Homework and I like when they help me.

Print Name: Yarely Aguilar Sign Name: Yarely Aguilar

Address: 3221 N. 25th St. Date:

City of Harlingen – Community Development Department – 502 E. Tyler, Harlingen, Texas 78550 (956) 216-5180

Public Comments

The City of Harlingen encourages participation by all citizens and particularly persons of low to moderate income.

The City of Harlingen receives funding from the U.S. Department of Housing and Urban Development (HUD) on an annual basis from the Community Development Block Grant (CDBG) and HOME Investment Partnership (HOME) Programs. The programs support activities to develop and maintain viable urban communities by providing decent housing and suitable living environments as well as expanding economic opportunities for residents.

The **2017/18 Consolidated Annual Performance and Evaluation Report** contains a summary of resources and accomplishments of the Community Development Block Grant Program (CDBG) and the Home Investment Partnership Program (HOME) for the period ending September 30, 2018.

Comments on the draft CAPER will be accepted until **5:00 PM on December 10, 2018.**

Please return this form with your comments to: Sandee Alvarez via email at salvarez@myharlingen.us, or to our office located at 502 E. Tyler, Harlingen, Texas, 78550. For questions, call Sandee at (956) 216-5181.

Ben Milam Boys and Girls Club is such a great service to our community. They are able to give us these amazing programs that help out every kid that comes to our clubs. These programs are helpful to the kids in school as for their reading and math. As for the sports league are such a great program, because many kids are big sports kids and want to do a sport they like, and because of this opportunity we are able to give to them is so great.

Print Name Tamie Belmontes Sign Name: Tamie Belmontes

Address: 215 South Rangerville Road Date: 11/27/18

Public Comments

The City of Harlingen encourages participation by all citizens and particularly persons of low to moderate income.

The City of Harlingen receives funding from the U.S. Department of Housing and Urban Development (HUD) on an annual basis from the Community Development Block Grant (CDBG) and HOME Investment Partnership (HOME) Programs. The programs support activities to develop and maintain viable urban communities by providing decent housing and suitable living environments as well as expanding economic opportunities for residents.

The 2017/18 Consolidated Annual Performance and Evaluation Report contains a summary of resources and accomplishments of the Community Development Block Grant Program (CDBG) and the Home Investment Partnership Program (HOME) for the period ending September 30, 2018.

Comments on the draft CAPER will be accepted until **5:00 PM on December 10, 2018.**

Please return this form with your comments to: Sandee Alvarez via email at salvarez@myharlingen.us, or to our office located at 502 E. Tyler, Harlingen, Texas, 78550. For questions, call Sandee at (956) 216-5181.

Ben Milam boys and girls club is a service to our Campus and Community. They provide opportunities for our Children to become involved in sports and other team activities. We have had a positive relationship with club representative.

Print Name: Magda Sue Echavarria Sign Name: Magda Sue Echavarria

Address: 215 South Rangeville Rd. Hgn Tx 78552 Date: 11/27/18

Public Comments

Building Better Neighborhoods

The City of Harlingen encourages participation by all citizens and particularly persons of low to moderate income.

The City of Harlingen receives funding from the U.S. Department of Housing and Urban Development (HUD) on an annual basis from the Community Development Block Grant (CDBG) and HOME Investment Partnership (HOME) Programs. The programs support activities to develop and maintain viable urban communities by providing decent housing and suitable living environments as well as expanding economic opportunities for residents.

The **2017/18 Consolidated Annual Performance and Evaluation Report** contains a summary of resources and accomplishments of the Community Development Block Grant Program (CDBG) and the Home Investment Partnership Program (HOME) for the period ending September 30, 2018.

Comments on the draft CAPER will be accepted until **5:00 PM on December 10, 2018.**

Please return this form with your comments to: Sandee Alvarez via email at salvarez@myharlingen.us, or to our office located at 502 E. Tyler, Harlingen, Texas, 78550. For questions, call Sandee at (956) 216-5181.

The Boys & Girls Clubs are great to the community they have gave many kids such great oppunitunity due to sports and even there education. They have programs that are so great that have made kids improve so much.

Print Name Amparo Gomez Sign Name: Amparo Gomez

Address: Date: 11-27-18

City of Harlingen – Community Development Department – 502 E. Tyler, Harlingen, Texas 78550 (956) 216-5180

Public Comments

The City of Harlingen encourages participation by all citizens and particularly persons of low to moderate income.

The City of Harlingen receives funding from the U.S. Department of Housing and Urban Development (HUD) on an annual basis from the Community Development Block Grant (CDBG) and HOME Investment Partnership (HOME) Programs. The programs support activities to develop and maintain viable urban communities by providing decent housing and suitable living environments as well as expanding economic opportunities for residents.

The **2017/18 Consolidated Annual Performance and Evaluation Report** contains a summary of resources and accomplishments of the Community Development Block Grant Program (CDBG) and the Home Investment Partnership Program (HOME) for the period ending September 30, 2018.

Comments on the draft CAPER will be accepted until 5:00 PM on December 10, 2018.

Please return this form with your comments to: Sandee Alvarez via email at salvarez@myharlingen.us, or to our office located at 502 E. Tyler, Harlingen, Texas, 78550. For questions, call Sandee at (956) 216-5181.

El lugar del Boys and girls club a mis hijas les ayuda a muchas cosas tareas de escuela tambien modales es por eso que me gusta mucho ese lugar.

Print Name: Tretsy Rios Sign Name: Tretsy Rios

Address: 3221 N 25th Apt 62 Harlingen Tx. 78550 Date: 11-27-18

Public Comments

The City of Harlingen encourages participation by all citizens and particularly persons of low to moderate income.

The City of Harlingen receives funding from the U.S. Department of Housing and Urban Development (HUD) on an annual basis from the Community Development Block Grant (CDBG) and HOME Investment Partnership (HOME) Programs. The programs support activities to develop and maintain viable urban communities by providing decent housing and suitable living environments as well as expanding economic opportunities for residents.

The **2017/18 Consolidated Annual Performance and Evaluation Report** contains a summary of resources and accomplishments of the Community Development Block Grant Program (CDBG) and the Home Investment Partnership Program (HOME) for the period ending September 30, 2018.

Comments on the draft CAPER will be accepted until 5:00 PM on **December 10, 2018.**

Please return this form with your comments to Sandee Alvarez via email at salvarez@myharlingen.us, or to our office located at 502 E. Tyler, Harlingen, Texas, 78550. For questions, call Sandee at (956) 216-5181.

Mi nombre es Raquel Avila yo quiero desir que me gusta el Boys Girs clUBS porque ayudan mucha a mis hijas aser sus Tareas Tambien a Tener un buen Tiempo divertido les ayudan aser respetosos y educados estoy muy agradecida con el Boys Girs clUBS y mis hijas Tambien

---

Print Name: RAQUEL AVILA Sign Name: Raquel Avila

Address: 3221 N 25Th St apt #61 Date: 11-27-2018

Public Comments

Building Better Neighborhoods

The City of Harlingen encourages participation by all citizens and particularly persons of low to moderate income.

The City of Harlingen receives funding from the U.S. Department of Housing and Urban Development (HUD) on an annual basis from the Community Development Block Grant (CDBG) and HOME Investment Partnership (HOME) Programs. The programs support activities to develop and maintain viable urban communities by providing decent housing and suitable living environments as well as expanding economic opportunities for residents.

The **2017/18 Consolidated Annual Performance and Evaluation Report** contains a summary of resources and accomplishments of the Community Development Block Grant Program (CDBG) and the Home Investment Partnership Program (HOME) for the period ending September 30, 2018.

Comments on the draft CAPER will be accepted until **5:00 PM on December 10, 2018.**

Please return this form with your comments to: Sandee Alvarez via email at salvarez@myharlingen.us, or to our office located at 502 E. Tyler, Harlingen, Texas, 78550. For questions, call Sandee at (956) 216-5181.

To Whom it may Concern,

My name is Orlando Moreno and I've been an employee of the Harlingen Boys & Girls Club for over 20 years. I've seen the lives of many youth changed due to the fact for attending the club. The kids come back and thank us when they become adults. Many of the club alumni have become educators, law enforcement officers, volunteers. I love my job, because I know I make a difference and give advice to young adults that sometimes have no clue what they are going to do after high school.

Print Name Orlando Moreno Sign Name: Orlando Moreno

Address: 1105 South 'M' ST. Date: 11-27-18

City of Harlingen – Community Development Department – 502 E. Tyler, Harlingen, Texas 78550 (956) 216-5180

Public Comments

Building Better Neighborhoods

The City of Harlingen encourages participation by all citizens and particularly persons of low to moderate income.

The City of Harlingen receives funding from the U.S. Department of Housing and Urban Development (HUD) on an annual basis from the Community Development Block Grant (CDBG) and HOME Investment Partnership (HOME) Programs. The programs support activities to develop and maintain viable urban communities by providing decent housing and suitable living environments as well as expanding economic opportunities for residents.

The **2017/18 Consolidated Annual Performance and Evaluation Report** contains a summary of resources and accomplishments of the Community Development Block Grant Program (CDBG) and the Home Investment Partnership Program (HOME) for the period ending September 30, 2018.

Comments on the draft CAPER will be accepted until **5:00 PM on December 10, 2018.**

Please return this form with your comments to: Sandee Alvarez via email at salvarez@myharlingen.us, or to our office located at 502 E. Tyler, Harlingen, Texas, 78550. For questions, call Sandee at (956) 216-5181.

My name is Jaqueline Vidal, I am a BGCH alumni. Last year I graduated from high School and I am currently enrolled at TSTC in the Building Construction Technology Program. There are not enough words to express how thankful I am to have been a part of the club. Thanks to the Club and the Programs, it has opened many doors of opportunities. I have been blessed to work with a distinguished group of ladies from the community that have helped me along with the club staff become the only generation in my family to attend college. With their continued support I know that I will graduate and be successful and give back to the community.

Print Name: Jaqueline Vidal Sign Name: [signature]

Address: 613 N eye St. F-1 Date: 11/27/18

City of Harlingen – Community Development Department - 502 E. Tyler, Harlingen, Texas 78550 (956) 216-5180